

2024 – 2025

KICK-OFF SINT-LUKAS





Welcome by campus manager

Els Berlengee


Code of conduct LUCA



Watch over your materials



Useful info



Academische kalender
Academic Calendar
2023-2024

Master & Educatieve Master

LUCA Campus Sint-Lukas Brussel 2022-2023		MASTER AUDIOVISUAL ARTS / VISUAL ARTS EDUCATIVE MASTER	
Month	Days	Events	Notes
SEPTEMBER	01-30	Start of semester, classes begin	
OCTOBER	01-31	Classes, exams, and projects	
NOVEMBER	01-30	Classes, exams, and projects	
DECEMBER	01-31	Classes, exams, and projects	
JANUARY	01-31	Classes, exams, and projects	
FEBRUARY	01-29	Classes, exams, and projects	
MARCH	01-31	Classes, exams, and projects	
APRIL	01-30	Classes, exams, and projects	
MAY	01-31	Classes, exams, and projects	
JUNE	01-30	Classes, exams, and projects	
JULY	01-31	Classes, exams, and projects	
AUGUST	01-31	Classes, exams, and projects	
SEPTEMBER	01-30	Classes, exams, and projects	
OCTOBER	01-31	Classes, exams, and projects	



2023-2024

Campus Sint-Lukas Brussel

Beste student,

We heten je van harte welkom op de campus Sint-Lukas Brussel. Tijdens de introductiedag maak je kennis met de werking van onze campus. Deze bundel bevat dan ook vooral praktische informatie die je kan terugvinden in [afzonderlijke volgers](#) van activiteitenplanner tot zorgroos.

Hieronder lichten we een paar zaken toe die alvast handig zullen zijn deze eerste dagen:

- E-mail:** alle studenten krijgen bij inschrijving een e-mailadres dat er als volgt uitziet: naam.familienaam@student.luca-arts.be. Je response kan, maar hoeft niet per se overeen te komen met je voornaam zoals die vermeld wordt op je identiteitskaart. Bij je inschrijving kreeg je een activatiekaart met een gebroedersnaam (nummer) en een activatiecode. [Toontplaatje details](#) ja LUCA-mailadres! Meer info op pagina 4.

Openingsuren van de campus: de campus is open van maandag t.e.m. donderdag van 8u-21u45 en op vrijdag van 8u-18u30. Bewaking is aanwezig tot respectievelijk 22u en 18u30. Als de poort aan de Paleizenstraat gesloten is, kan je binnen via de deur van het terrasium. Campusuitingen op feestdagen, vakanties, brugdagen, aangevraagde openingsuren... kan je vinden op je academische opleidingskalender op Toledo.

Studentenkaart: je studentenkaart regelt ook de toegang tot de campus, de ateliers en het [Studio](#). Je studentenkaart is [niet persoonlijk](#). Verder in deze bundel lees je meer over de studentenkaart en het [balgrijstroom](#) (pagina 4).

Paleizenstraat 70 1050 Brussel T 02 250 11 00 www.luca-arts.be

Wat te doen bij BRAND? What to do in case of FIRE?

1 = Alarmeer / Alert

Druk op de brandmeldknop EN bel het intern noodnummer / Press the fire alarm button AND call the emergency number

2 = Blus / Extinguish

Doe één poging om de brand te blussen / Make one attempt to extinguish the fire

3 = Sluit / Close

Sluit ramen en deuren / Close windows and doors

4 = Evacueer / Evacuate

Verlaat het gebouw via de dichtsbijzijnde uitgang, nooduitgang, trap. Gebruik **NOOIT** de liften / Leave the building via the closest exit, emergency exit, stairs. **NEVER** use the elevators.

5 = Verzamel / Assemble

Ga naar de verzamelplaats. Blijf **NOOIT** voor het gebouw staan.



Bibliothèque Sint-Lukas
Monday to Friday - 9 am to 6 pm

LUCA School of Arts
Bibliothèque Sint-Lukas
Paleizenstraat 70
1030 Brussel

bibliotheek.sintlukas_brussel
bibliotheek.sintlukas@luca-arts.be
www.luca-bibliotheken.be



LUCA
CAMPUS
SINT-LUKAS
BRUSSEL

GOED VOOR
EEN DRANKJE
OP 18 SEPTEMBER 2023

LUCA
CAMPUS
SINT-LUKAS
BRUSSEL

GOED VOOR
EEN BROODJE
OP 18 SEPTEMBER 2023





SUCCESS

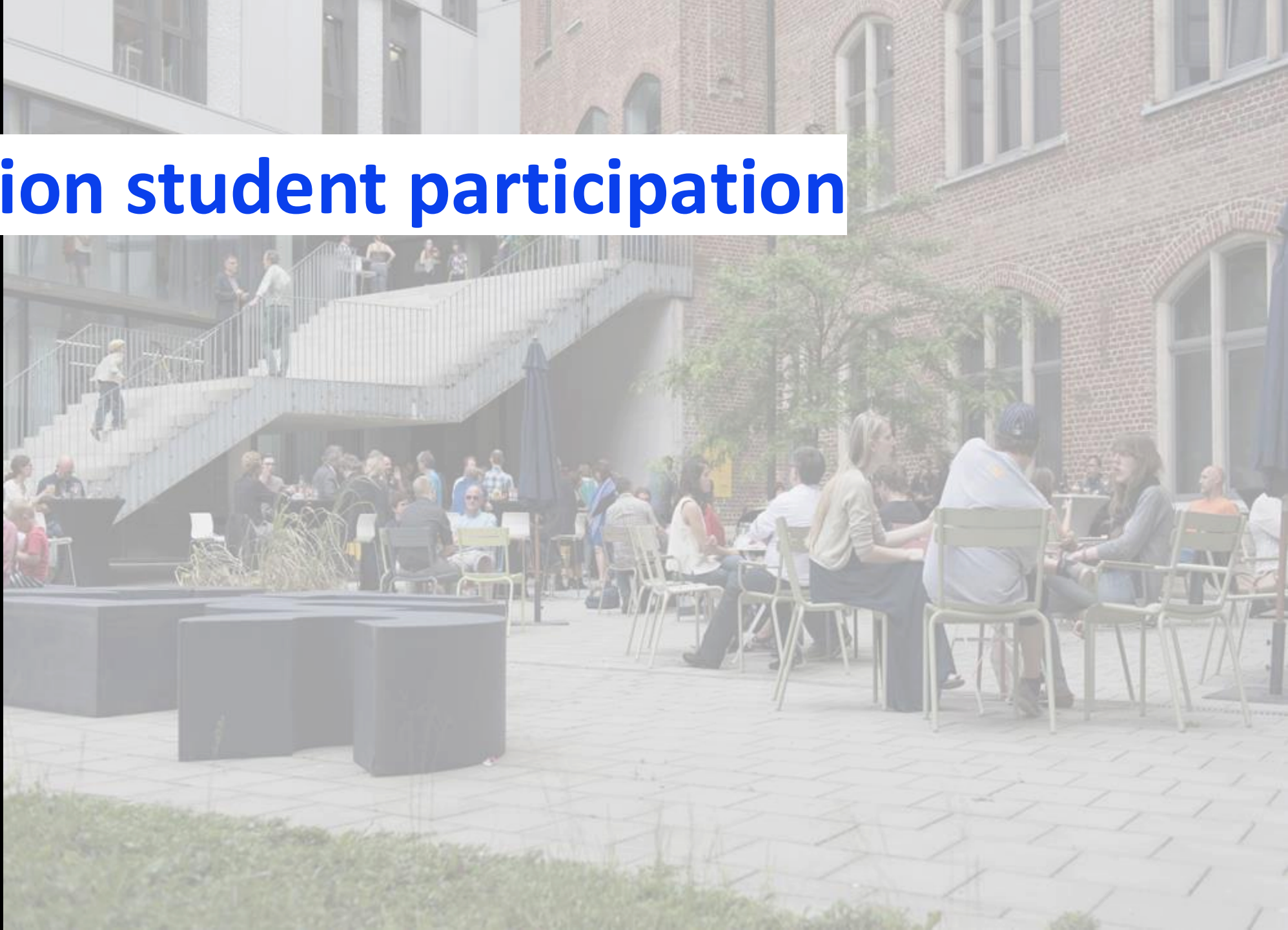
The background image shows an outdoor courtyard area. In the foreground, there are several dark grey, rectangular planters. People are sitting at tables with green chairs, engaged in conversation. In the background, there is a brick building with arched windows and a modern staircase with a metal railing. The scene is bright and appears to be a social gathering.


Welcome by team coordinator

Visual and Audiovisual Arts


Johan Stuyck

Introduction student participation

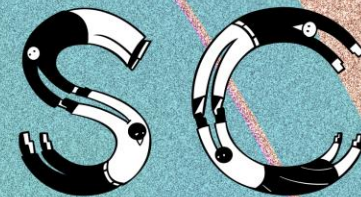




STUDENT
COUNCIL



Hello We are STUPA also known as



SC STUDENT
COUNCIL



Pieterjan Platteau
BK - Photography



Yuki Jurado
AVK - Animation



Dries Gorre
Construction



Maud vandenbroele
BK - Graphic Storytelling



Lou Schollaert
BK - Graphic Storytelling



Len Heugebaert
Interior Design

WHAT DO WE DO?



A VOICE FOR
ALL STUDENTS

MAKING LIFE
ON CAMPUS
MORE PLEASANT

ORGANISING
ACTIVITIES



Suggestions box




Icecream during the exams!


MAKING LIFE
ON CAMPUS
MORE PLEASANT




ORGANISING
ACTIVITIES



DO YOU HAVE IDEAS?



studentenparticipatie.brussel@luca-arts.be



[@stupa_luca.bxl](https://www.instagram.com/stupa_luca.bxl)

JOIN THE STUDENT COUNCIL!

Open to everyone
No strings attached

THANK YOU!

QUESTIONS?



STUDENT
COUNCIL

Introduction Luca Cinema



LUCA





Who are we?

For students, by students since 2023
Screenings in school / events outside of school
Started with 5, grown to 10 core members
of the Luci team.

What have we done?!

Gained 500+ followers on Instagram in a year
Interviewed filmmakers such as Joanna Hogg at Bazaar
Collaborated with multiple cultural organisations
Organised events such as screenings, a quiz night,
get-togethers for exhibitions, etc





Let's create a community platform for film students, filmmakers and film lovers



Send us your open calls, questions and



short + feature + chats @ cafe
free & open to all

screening
short + feature + chats @ cafe
free & open to all

Memoria



Programme:
Mobile Men (Anish Kapoor & Wim Wenders, 2009)



Of
Sele
FF
FF
G
LUCAS

f
Belgia

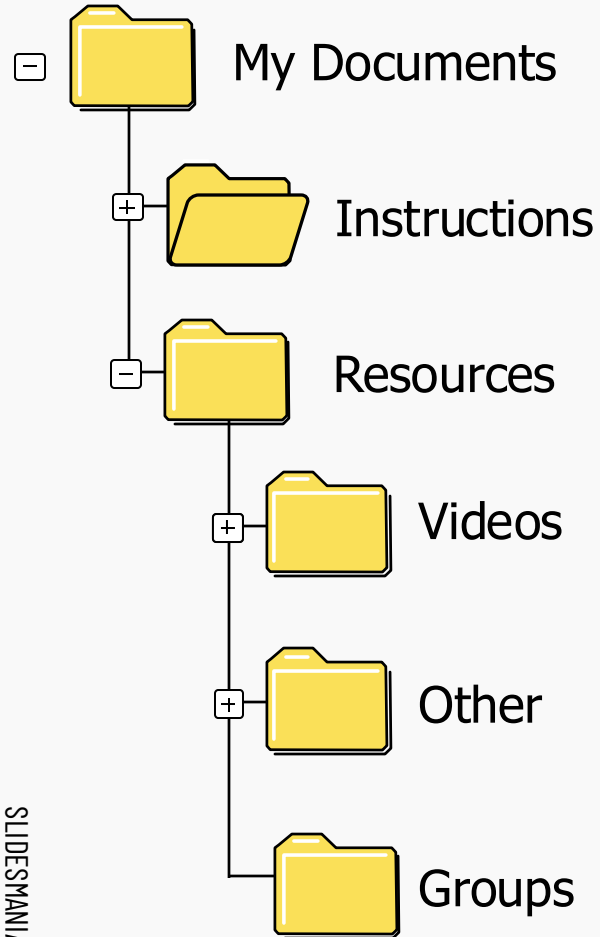


Address C://My Documents

Instructions


LuCi Manifesto

The LuCi Manifesto is a statement that reflects the current ways and future ways that we and our community grow - in short, the manifesto holds the LuCi values while giving space to possible potentialities. This piece of paper should be used as a guideline for our current and future members. It symbolizes our core values, ambitions, aspirations and dreams for LuCi.



See you soon! Instagram: @luca.cinema

HOW TO BE MANY
OVER AND OVER AGAIN

the  student moving
image programme

*supported by Auguste Orts

Have you gotten your LuCi sticker yet?

We've scattered the last of this batch of stickers around school and we've seen that you have loved them! Send us photos of where you've been sticking them!



New stickers in a brand new colour coming soon... ∞



FILM QUIZ



Tuesday, 19/03, 18:00
Big Film Studio, C-2.26

DRINKS
SNACKS
& FUN!

Let's create a community platform for film students, filmmakers and film lovers

 open calls

Send us your open calls, questions and recommendations!

Look out for a cheeky QR to join the LuCi community on Whatsapp around campus

Introduction Confidential advisor



CONFIDENTIAL ADVISOR FOR STUDENTS

**As a student, do you encounter transgressive behaviour during your studies?
Contact the confidential counselor for free advice, information and follow-up.**

**LUCA School Of Arts Brussels: Anke van Riel
Contact: anke.vanriel@luca-arts.be or call: +32 24 47 19 86**

All conversations are confidential and subject to professional secrecy.

The background image shows a university courtyard. In the foreground, there are several dark grey rectangular planters. People are sitting at tables with green chairs, engaged in conversation. In the background, there is a brick building with arched windows and a modern staircase with a metal railing. The scene is bright and sunny.

Info by Study Path Counselor

Ronny Smedts

General Information



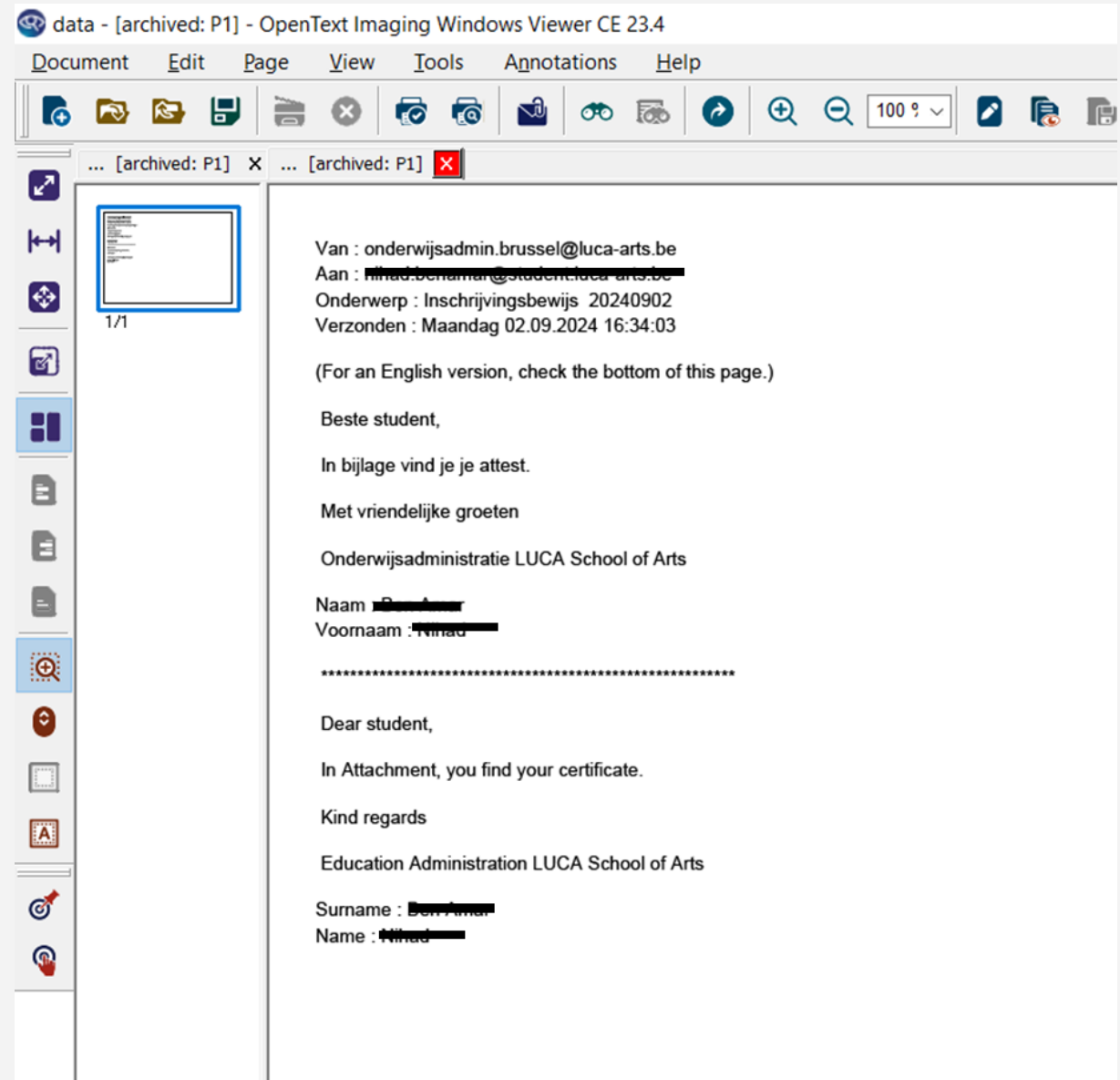
After your online registration, you will receive 3 emails:

- Email 1: Registration confirmation
 - With registration certificate
 - With link to landing page
- Email 2: Invoice
- Email 3: Info about activation LUCA-login

Not received? Consult the website to take action yourself

➤ www.luca-arts.be

Email 1: Confirmation of registration



Email 1: Confirmation of registration

Registration Certificate


data - [archived: P1] - OpenText Imaging Windows Viewer CE 23.4
Document Edit Page View Tools Annotations Help

data - [archived: P1]

1/1

LUCA
SCHOOL
OF
ARTS

LUCA School of Arts
Paleizenstraat 70
1030 Brussel



De authenticiteit van dit document kan geverifieerd worden
op www.luca-arts.be/verificatie met code
2F5F351118F21EEF9AA70CBEABA0375F

Nihad Ben Amar
Nieuwstraat 5
9402 Meerbeke


UW KENMERK 1041847
Brussel 2024-09-02

Inschrijvingsbewijs

De algemeen directeur van LUCA School of Arts verklaart dat Nihad Ben Amar, geboren te Brussel op 28.11.2004, ingeschreven is als student met inschrijvingsdatum 05.08.2024 voor Bachelor in de interieurvormgeving (Brussel) voor het academiejaar 2024-2025.

Het academiejaar loopt van 23.09.2024 tot en met 21.09.2025.

Namens de algemeen directeur



Cilia Gouwy
Diensthooft Onderwijsadministratie

Email 1: Confirmation of registration

- 'Welcome on LUCA page': [Welkom bij LUCA! | LUCA \(luca-arts.be\)](#) / [Welcome at LUCA! | LUCA \(luca-arts.be\)](#)
- Practical information on activation, start of academic year, stuvo, STIB, Villo!, route guidance, care coach, student card, ...



**READ ME: INFO FOR NEW STUDENTS
- CAMPUS BRUSSELS**



[INTRODUCTIEDAGEN →](#)

Email 2: Invoice

- Pay as soon as possible
- Possibility to request spread of tuition fees (deadline 31 October)

data - [archived: P1] - OpenText Imaging Windows Viewer CE 23.4


Document Edit Page View Tools Annotations Help

... [archived: P1] X ... [archived: P1] X ... [archived: P1] X

1/1

LUCA
SCHOOL
OF
ARTS

LUCA School of Arts
DIENST STUDENTENBOEKHOUDING
Parzenestraat 70
1030 Brussel



De authenticiteit van dit document kan geverifieerd worden op www.luca-arts.be/vertroude met code 4702729F49E18E934F44440205329E

LW KENNISNO: 1041847
Brussel: 2024-08-08

REKENINGOVERZICHT

Bedrag : 431,50 EUR
IBAN: BE24 7340 3150 8538
BIC: KRED BE 33
Gestruct. mededeling : 110/1058/11355

Hieronder geven we u een overzicht van de openstaande posten, welke u kan vereffenen door storting van de som van 431,50 EUR op rekening BE24 7340 3150 8538, met als gestructureerde mededeling 110/1058/11355 (zie kader).

Dit overzicht vervangt alle eventueel eerder ontvangen rekeningoverzichten.


Te betalen door student

Extra studiekost (2024)	300,00	EUR
Studiegelden (2024)	131,50	EUR
Totaal	431,50	EUR

Meer informatie kan je terugvinden in de toepassing 'financiële gegevens' in je KU Loket.

Voor alle vragen omtrent het studiegeld kan u contact opnemen met de Dienst Studentenboekhouding, e-mail studentenboekhouding@luca-arts.be.

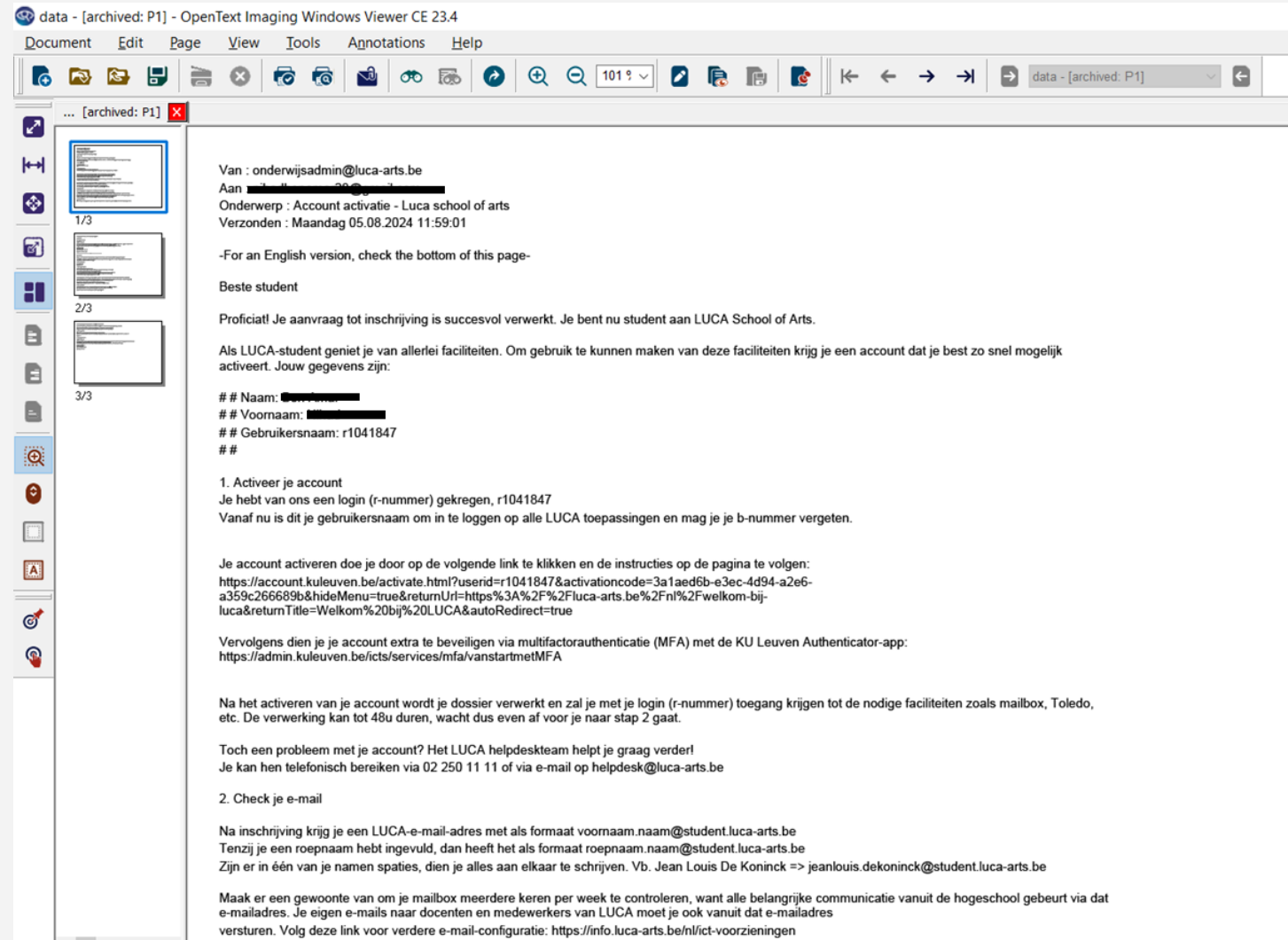
Met vriendelijke groet



Cilia Gouwy
Diensthoofd Onderwijsadministratie

Email 3: Info about LUCA login activation

➤ Attention: do not try to activate twice. If you can access Toledo, the account has been activated



The screenshot shows an email client window titled "data - [archived: P1] - OpenText Imaging Windows Viewer CE 23.4". The email content is as follows:

Van : onderwijsadmin@luca-arts.be
Aan : [redacted]
Onderwerp : Account activatie - Luca school of arts
Verzonden : Maandag 05.08.2024 11:59:01

-For an English version, check the bottom of this page-

Beste student

Proficiat! Je aanvraag tot inschrijving is succesvol verwerkt. Je bent nu student aan LUCA School of Arts.

Als LUCA-student geniet je van allerlei faciliteiten. Om gebruik te kunnen maken van deze faciliteiten krijg je een account dat je best zo snel mogelijk activeert. Jouw gegevens zijn:

Naam: [redacted]
Voornaam: [redacted]
Gebruikersnaam: r1041847
##

1. Activeer je account
Je hebt van ons een login (r-nummer) gekregen, r1041847
Vanaf nu is dit je gebruikersnaam om in te loggen op alle LUCA toepassingen en mag je je b-nummer vergeten.

Je account activeren doe je door op de volgende link te klikken en de instructies op de pagina te volgen:
<https://account.kuleuven.be/activate.html?userid=r1041847&activationcode=3a1aed6b-e3ec-4d94-a2e6-a359c266689b&hideMenu=true&returnUrl=https%3A%2F%2Fluca-arts.be%2Fnl%2Fwelkom-bij-luca&returnTitle=Welkom%20bij%20LUCA&autoRedirect=true>

Vervolgens dien je je account extra te beveiligen via multifactorauthenticatie (MFA) met de KU Leuven Authenticator-app:
<https://admin.kuleuven.be/icts/services/mfa/vanstartmetMFA>

Na het activeren van je account wordt je dossier verwerkt en zal je met je login (r-nummer) toegang krijgen tot de nodige faciliteiten zoals mailbox, Toledo, etc. De verwerking kan tot 48u duren, wacht dus even af voor je naar stap 2 gaat.

Toch een probleem met je account? Het LUCA helpdeskteam helpt je graag verder!
Je kan hen telefonisch bereiken via 02 250 11 11 of via e-mail op helpdesk@luca-arts.be

2. Check je e-mail

Na inschrijving krijg je een LUCA-e-mail-adres met als formaat `voornaam.naam@student.luca-arts.be`
Tenzij je een roepnaam hebt ingevuld, dan heeft het als formaat `roepnaam.naam@student.luca-arts.be`
Zijn er in één van je namen spaties, dien je alles aan elkaar te schrijven. Vb. Jean Louis De Koninck => jeanlouis.dekoninck@student.luca-arts.be

Maak er een gewoonte van om je mailbox meerdere keren per week te controleren, want alle belangrijke communicatie vanuit de hogeschool gebeurt via dat e-mailadres. Je eigen e-mails naar docenten en medewerkers van LUCA moet je ook vanuit dat e-mailadres versturen. Volg deze link voor verdere e-mail-configuratie: <https://info.luca-arts.be/nl/ict-voorzieningen>

Education Administration

Any questions? Email your education administration

➤ Onderwijsadmin.brussel@luca-arts.be

Student card

- You get your student card that will last for the rest of your student career. So treat your new card with care!
- Your student card will be sent by post

LUCA
SCHOOL
OF
ARTS

Gebruikersnaam - Username:

Kaart geldig? - Valid card?
Scan QR code of/or
<https://kaart.associatie.kuleuven.be>

Kaartnummer - Card number:

ASSOCIATIE
KU LEUVEN

Access to campus

➤ Electronic access system through your student card


- Goal: to ensure the climate and safety in the building for everyone as much as possible
- Doors and lifts are equipped with a card reader
- Workplaces are only accessible to students with a student card
- This system only works if no doors are inappropriately opened by using ashtrays or dustbins as doorstops.
- So always close the door behind you, and don't let strangers in with you. Always carry your student ID card in your pocket when on campus.

Access to campus

➤ Electronic access system through your student card

- The gate at 70 Palace Street closes at 6.30pm!
- After 6.30pm, use the following entrances with your student card:
 - Terrarium: Paleizenstraat (A0)
 - Bicycle access: Groenstraat (C-3)

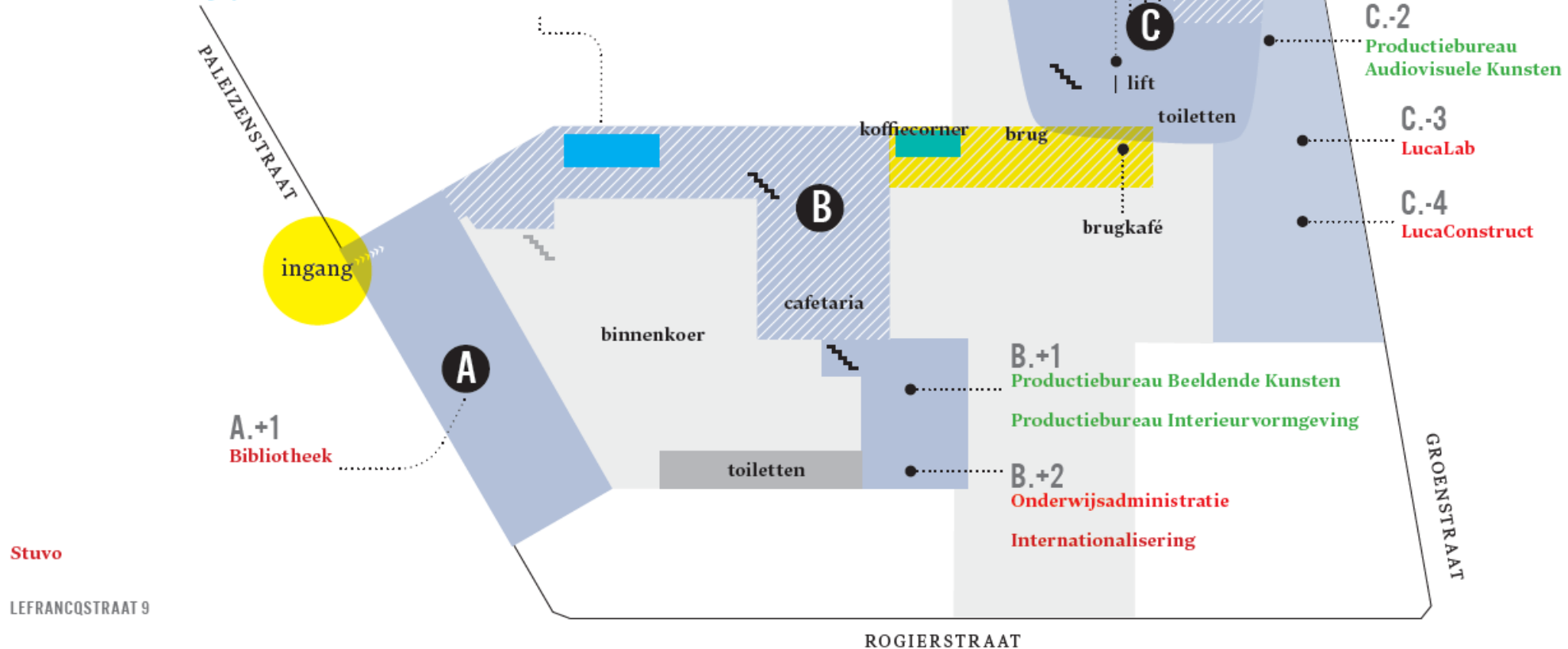
Site plan campus



Locatieaanduidingen:

blok	verdieping*	lokaal
B.	-3.	06

Het niveau van de Paleizenstraat wordt beschouwd als het gelijkvloers



Stuvo

LEFRANCQSTRAAT 9

Digital Tools



www.luca-arts.be

➤ Practical Information: footer LUCA Website

PRACTICAL INFORMATION

Administration

Certificates

Practical Information Registration Bachelor

Practical Information Registration Master

Studying with special needs

Tuition Fees

Deregistration

Exemptions

Regulations on education and examination

Code of conduct

Your stay at LUCA

STUDENT FACILITIES

Student Support Services

Stuvo Calendar

Financial Support

Housing

Individual Student Support

Sports & Culture

ICT services (Toledo, webmail...)

Library

Contact

➤ Practical Information: footer LUCA Website

The screenshot shows the LUCA School of Arts website. The header features the LUCA logo and a navigation menu with categories like 'Beeldverhaal en illustratie', 'Drama', 'Film en Animatiefilm', 'Game en 3D Design', 'Ontwerp en Design', 'Bouw', 'Educatieve Master', 'Fotografie', 'Muziek', and 'Vrije Kunsten'. A 'Schrijf je in' button is visible in the top right. The main content area is titled 'STARTDAGEN 2024' and includes a welcome message and a list of campus links: 'Campus Brussel / Sint-Lukas', 'Campus Leuven / Lemmens', 'Campus Brussel / Narafi', 'Campus Gent / Sint-Lucas', 'Campus Genk / C-mine', and 'Frequently asked Questions'. The footer contains three columns of links: 'PRAKTISCHE INFORMATIE' (circled in red), 'STUDENTENVOORZIENINGEN', and 'ALUMNI'. A red arrow points from the footer to a separate list of links on the right.

LUCA SCHOOL OF ARTS

Beeldverhaal en illustratie
Drama
Film en Animatiefilm
Game en 3D Design
Ontwerp en Design

Bouw
Educatieve Master
Fotografie
Muziek
Vrije Kunsten

Schrijf je in

Campussen
Opleidingen
Info over LUCA
Agenda
Research
Hou mij op de hoogte

STARTDAGEN 2024

Welkom bij LUCA School of Arts!

Schreef je je in voor een van onze opleidingen?
Dan verwelkomen we jou binnenkort graag op onze campus!
Hieronder vind je terug wanneer het startmoment voor jou plaatsvindt. Onze docenten en trajectbegeleiders delen administratieve en praktische info, leiden je rond op de campus en gaan met je aan de slag in de ateliers en werkplaatsen!

Vergeet je niet in te schrijven!
Om te kunnen starten dien je voor sommige opleidingen een toelatingsproef afgelegd te hebben.

Meer info over de eerste lessen vind je op Toledo en in je uurrooster.

[Campus Brussel / Sint-Lukas](#) ↓
[Campus Leuven / Lemmens](#) ↓
[Campus Brussel / Narafi](#) ↓
[Campus Gent / Sint-Lucas](#) ↓
[Campus Genk / C-mine](#) ↓
[Frequently asked Questions](#) ↓

PRAKTISCHE INFORMATIE
Administratie
Praktische informatie inschrijven bachelor
Praktische informatie inschrijven master
Studeren met statuut
Studiekosten
Uitschrijven
Vrijstellingen
Gedragscode

STUDENTENVOORZIENINGEN
Studentenvoorzieningen
Stuvo kalender
Studiefinanciering
Op kot
Individuele studentenbegeleiding
Sport en cultuur
IT voorzieningen [Toledo, webmail...]
Bibliotheek

ALUMNI
ART OFFICE
BEDRIVEN
OVER LUCA
PERS
MY.LUCA
WEBMAIL
VACATURES

f t @ d in

360

PRAKTISCHE INFORMATIE

Administratie

Praktische informatie inschrijven bachelor

Praktische informatie inschrijven master

Studeren met statuut

Studiekosten

Uitschrijven

Vrijstellingen

Gedragscode

➤ Practical Information

New students Introduction Days 2023 - 2024 →	Register as an interuniversity student →	Refugees welcome at LUCA! →
Students Requesting Certificates →	Code of conduct LUCA →	Regulations on education and examination →
Academic Calendar →	Notification of absences →	Exams →
Study Guide (ECTS fiches) →	Deregistration for degree students →	Internal appeal exam disputes →
Master Electives →	Individual Study Program (ISP) →	Student Card →
Study credits →	Class Time table →	Alumni Requesting Certificates →
Expense report student →		
Insurance →	Info education quality →	

➤ Academic Calendar

New students Introduction Days 2023 - 2024 →	Register as an interuniversity student →	Refugees welcome at LUCA! →
Students Requesting Certificates →	Code of conduct LUCA →	Regulations on education and examination →
Academic Calendar →	Notification of absences →	Exams →

[Study Guide \[ECTS fiches \]](#)

[Master Electives](#)

[Study credits](#)

[Expense report student](#)

[Insurance](#)

LUCA SCHOOL OF ARTS	Academische Kalender Campus SINT-LUKAS BRUSSEL 2022-2023														Lesweek	ACADEMISCHE BACHELOR														Lesweek	ACADEMISCHE BACHELOR																					
																AUDIOVISUELE KUNSTEN															BEELDENDE KUNSTEN																					
	Ma	Di	Woe	Do	Vr	Za	Zo																																													
SEPTEMBER	28	29	30	31	1	2	3	4																																												
	30	5	6	7	8	9	10	11																																												
	31	12	13	14	15	16	17	18																																												
	19	19	20	21	22	23	24	25																																												
OKTOBER	31	26	27	28	29	30	1	2																																												
	01	10	11	12	13	14	15	16	17	18																																										
	02	17	18	19	20	21	22	23	24	25																																										
	03	24	25	26	27	28	29	30																																												
NOVEMBER	04	31	1	2	3	4	5	6																																												
	05	7	8	9	10	11	12	13	14	15																																										
	06	14	15	16	17	18	19	20	21	22																																										
	07	21	22	23	24	25	26	27	28	29																																										
DECEMBER	08	28	29	30	1	2	3	4																																												
	09	5	6	7	8	9	10	11	12	13																																										
	10	12	13	14	15	16	17	18	19	20																																										
	11	19	20	21	22	23	24	25	26	27																																										
	12	26	27	28	29	30	31	1																																												
JANUARI	1	2	3	4	5	6	7	8																																												
	7	9	10	11	12	13	14	15																																												
	8	16	17	18	19	20	21	22																																												
	9	23	24	25	26	27	28	29																																												
FEBRUARI	10	30	31	1	2	3	4	5																																												
	6	6	7	8	9	10	11	12																																												
	7	13	14	15	16	17	18	19																																												
	8	20	21	22	23	24	25	26	27																																											

- Notification of illness or absences?
- Notify through <https://proform.luca-arts.be/student/ziektemelding>
- This will ensure that all teachers concerned are informed

New Students Introduction Days 2023 - 2024 →	Register as an interuniversity student →	Refugees welcome at LUCA! →
Students Requesting Certificates →	Code of conduct LUCA →	Regulations on education and examination →
Academic Calendar →	Notification of absences →	Exams →
Study Guide (ECTS fiches) →	Deregistration for degree students →	Internal appeal exam disputes →
Master Electives →	Individual Study Program (ISP) →	Student Card →
Study credits →	Class Time table →	Alumni Requesting Certificates →
Expense report student →		
Insurance →	Info education quality →	

- Illness or absence?
- During the class weeks, your notification of illness must be submitted within 3 working days. (document with scan of valid doctor's certificate)
- During exam periods, notify the ombuds within 3 working days as well. (document with scan of valid doctor's certificate)
- The ombudsperson may provide a rescheduled exam or postpone if necessary

ABSENCE during COURSEWEEK

[During courseweek](#)

ABSENCE during EXAMS

[During exams](#)

Absence during an exam period: always report an absence before the start of an exam. Based on the information you provide, the exam ombudsperson will decide whether or not to schedule a catch-up time for the exam. Please note that you must submit your illness report + valid doctor's certificate within three working days in order to be declared legitimately absent by the ombudsperson of the course.

The absence of a teacher will be reported via TOLEDO.

www.luca-arts.be

➤ Toledo

The screenshot shows the LUCA School of Arts website. The top navigation bar is black with the LUCA logo on the left and a list of disciplines in the center: Beeldverhaal & Illustratie, Drama, Film & Animatiefilm, Game & 3D Design, Ontwerp & Design, Bouw, Educatieve Master, Fotografie, Muziek, and Vrije Kunsten. On the right, there is a 'Schrijf je in' (Sign up) section with links for Campussen, Opleidingen, Info over LUCA, Agenda, Research, and Hou mij op de hoogte. Below the navigation bar, there is a white banner with the text 'TOLEDO START ACADEMIEJAAR'. A dropdown menu is open, showing 'Toledo Nederlands' with a downward arrow. At the bottom, there is a note: 'Als je inschrijving is afgerond, kan je vanaf nu ons communicatieplatform 'Toledo' benaderen via <http://toledo.luca-arts.be>.' The URL is circled in red.

LUCA
SCHOOL
OF
ARTS

Beeldverhaal & Illustratie
Drama
Film & Animatiefilm
Game & 3D Design
Ontwerp & Design

Bouw
Educatieve Master
Fotografie
Muziek
Vrije Kunsten

Schrijf je in

Campussen
Opleidingen
Info over LUCA
Agenda
Research
Hou mij op de hoogte

TOLEDO START ACADEMIEJAAR

[Toledo Nederlands](#) ↓

Als je inschrijving is afgerond, kan je vanaf nu ons communicatieplatform 'Toledo' benaderen via <http://toledo.luca-arts.be>.

LUCA
SCHOOL
OF
ARTS

Toledo

- Toetsen en leren doeltreffend ondersteunen
- <http://toledo.luca-arts.be>
- = Digital learning environment and home page for digital applications

- Hand in papers
- Sign up for activities
- Download syllabi, notes,...
- Read messages (Absence teacher,...
- Information regarding the examination period
- ISP sessions (via infoLUCA@Brussel)
- ...

























• ...

Toledo

KU Loket ▾ Bestanden en portfolio's ▾ Tools ▾ Mijn instelling ▾ Beheer ▾ Help ▾

Filter je inschrijvingen Geen filters geselecteerd

Uurrooster
U hebt geen lessen in de nabije toekomst.
Volledige uurrooster.

  - infoLUCA C-4904661-K-1617 1	  - infoLUCA [1516] C-4904661-K-1516	  - stuvoLUCA@Brussel [1516] C-5046279-K-1516	  --- infoLUCA (Intranet stu 2015-2016 [C-5707921-K-15
  --- infoLUCA@Brussel (Intranet studenten) 2016-2017 C-5707921-K-1617 4	  --- infoLUCA@Brussel/beelde kunsten [1516] C-5568157-K-1516	  Atelier illustratie 1 [K61202] [1516] B-LUCA-K61202-1516	  Bibliotheek s [1516] C138540-K-1516
  Cultuur- en mediastudies 2 [K61033] [1516]	  infoLUCA@faculteit kunsten [1516]	  Letterkunde [K60354] [1516]	  participatieraad@Brussel [1516]

2016 - 2017

--- infoLUCA@E (Intranet studen 2016-2017
C-5707921-K-1617
4

--- infoLUCA@Brussel/beelde kunsten [1516]
C-5568157-K-1516

Work Spaces

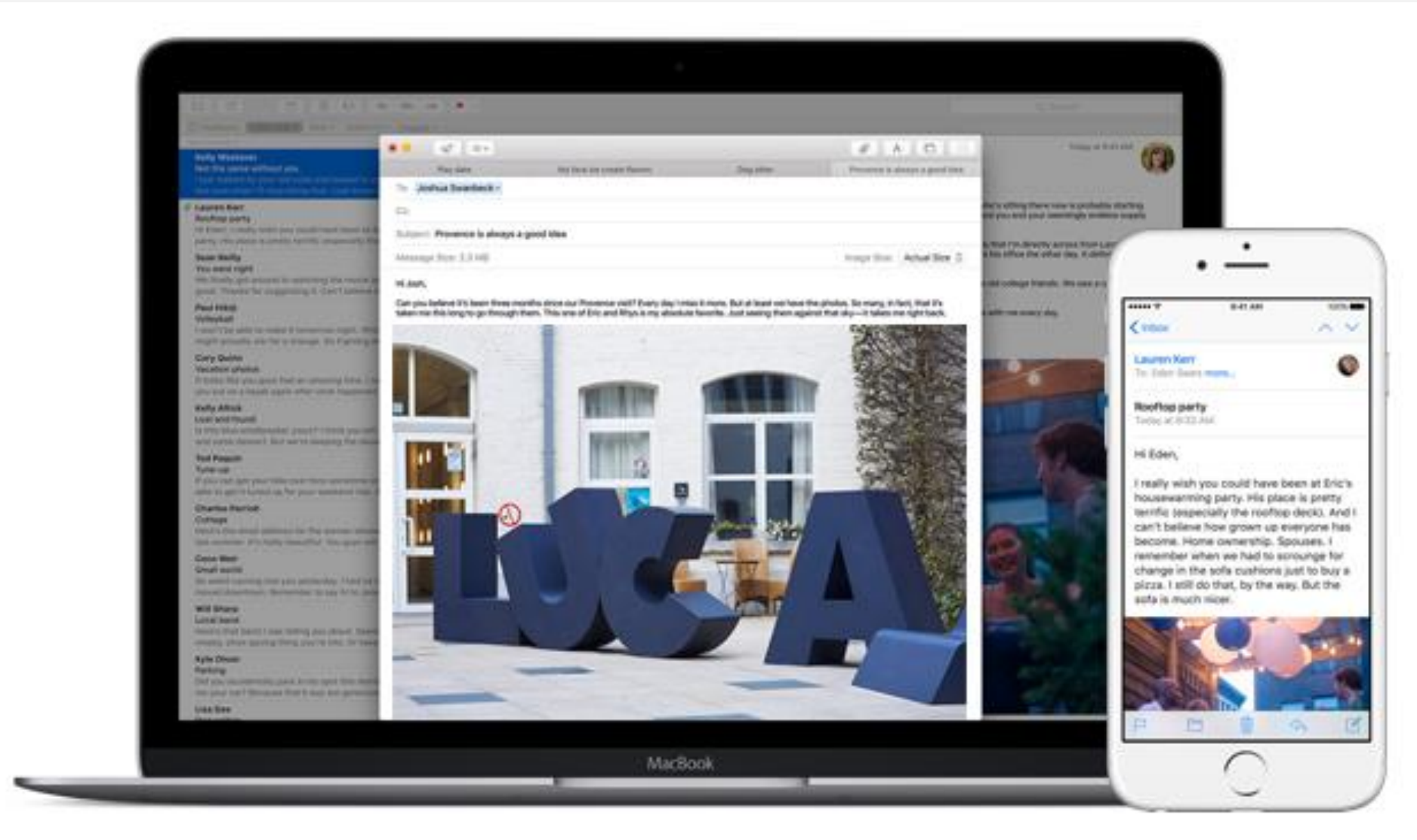
➤ Make a reservation through Toledo

- LUCA construct
- LUCA film
- LUCA foto
- LUCA lab
- LUCA print
- LUCA printmaking
- LUCA uitleen
- LUCA spatial computing lab



Toledo

➤ LUCA email



IMPORTANT!

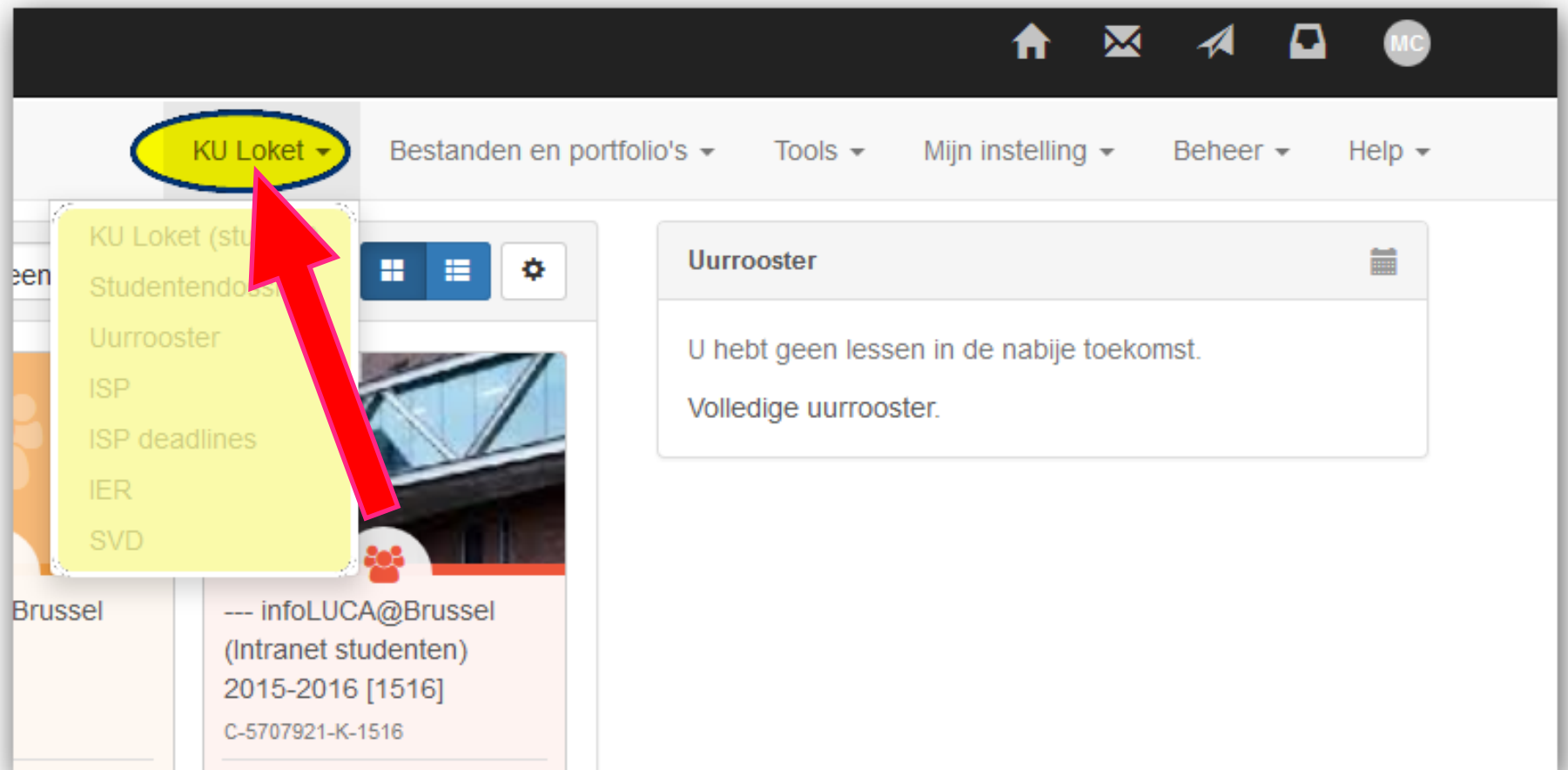
Read your emails on a **daily** base
(voornaam.familienaam@luca-arts.be)

&

Toledo messages

Toledo

➤ Link to KU-loket



The screenshot displays a student portal interface. At the top, there is a navigation bar with icons for home, mail, a paper plane, a folder, and a user profile labeled 'MC'. Below this, a menu bar contains several items: 'KU Loket' (highlighted with a yellow oval and a red arrow), 'Bestanden en portfolio's', 'Tools', 'Mijn instelling', 'Beheer', and 'Help'. A dropdown menu is open under 'KU Loket', listing the following options: 'KU Loket (stu...', 'Studentendoos', 'Uurrooster', 'ISP', 'ISP deadlines', 'IER', and 'SVD'. To the right of the menu, there is a section titled 'Uurrooster' with a calendar icon, containing the text: 'U hebt geen lessen in de nabije toekomst.' and 'Volledige uurrooster.'. At the bottom of the page, there is a contact information box for 'Brussel' with the email '--- infoLUCA@Brussel (Intranet studenten) 2015-2016 [1516]' and the phone number 'C-5707921-K-1516'.

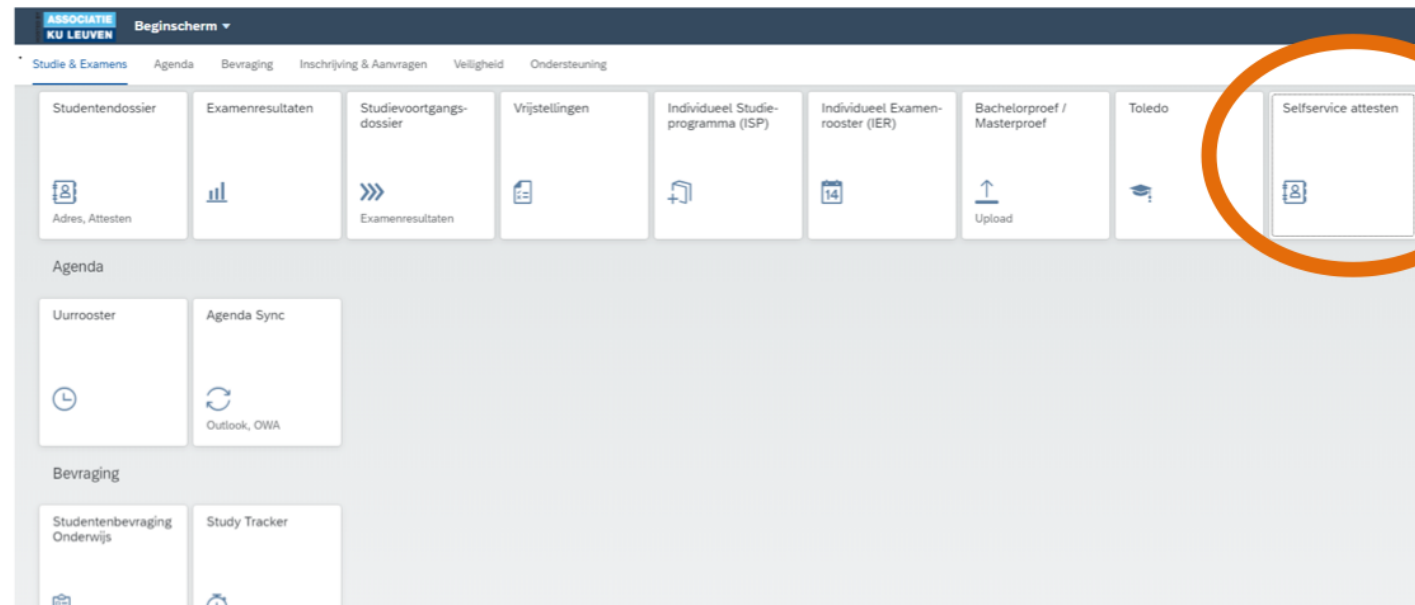
The screenshot displays the 'Beginscherm' (Dashboard) of the KU-loket system. At the top left, it identifies the user as 'ASSOCIATIE KU LEUVEN'. The main navigation bar includes 'Studie & Examens', 'Agenda', 'Bevraging', 'Inschrijving & Aanvragen', 'Veiligheid', and 'Ondersteuning'. The dashboard is organized into several functional tiles:

- Studentendossier:** Contains 'Adres, Attesten' and is represented by a person icon.
- Examenresultaten:** Contains 'Examenresultaten' and is represented by a bar chart icon.
- Studievoortgangsdossier:** Contains 'Examenresultaten' and is represented by a right-pointing arrow icon.
- Individueel Studieprogramma (ISP):** Represented by a folder icon.
- Individueel Examenrooster (IER):** Contains '14' and is represented by a calendar icon.
- Toledo:** Represented by a graduation cap icon.

Below the main tiles, there is an 'Agenda' section with two sub-tiles:

- Uurrooster:** Represented by a clock icon.
- Agenda Sync:** Contains 'Outlook, OWA' and is represented by a circular refresh icon.

Je kan zelf je attesten printen of mailen
You can print or mail your own certificates



MOETED BY ASSOCIATIE KU LEUVEN

Beginscherm

Studie & Examens Agenda Bevraging Inschrijving & Aanvragen Veiligheid Ondersteuning

Studentendossier Examenresultaten Studievoortgangsdossier Individueel Studieprogramma (ISP) Individueel Examenrooster (IER) Toledo

Opleidingen Leerkrediet Weigeringen? Archief weigeringen

- 2016-2017
 - Bachelor in de beeldende kunsten (Brussel), LUCA
 - Juni [Studievoortgang 2de examenperiode](#)
 - Januari [Studievoortgang 1ste examenperiode](#)
- 2015-2016
 - Bachelor in de beeldende kunsten (Brussel), LUCA
 - 23.06.2016 [Resultaten 2de examenperiode](#) 63.88 %
 - 07.02.2016 [Resultaten 1ste examenperiode](#) 61.88 %
- 2014-2015
 - Bachelor in de beeldende kunsten (Brussel), LUCA
 - 25.06.2015 [Resultaten 2de examenperiode](#) 60.75 %
 - 12.02.2015 [Resultaten 1ste examenperiode](#) 53.75 %

MOETED BY ASSOCIATIE KU LEUVEN

Beginscherm

Studie & Examens Agenda Bevraging Inschrijving & Aanvragen Veiligheid Ondersteuning

Studentendossier

Adres, Attesten

Agenda

Uurrooster

Kalender Lijst Reekskeuze

26 sep. - 2 okt. 2016 yyyymmdd Vandaag Dag Werkweek Week

	ma. 26-9	di. 27-9	wo. 28-9	do. 29-9	vr. 30-9
07					
08					
09		Onderzoekspraktijk BV SLBB - 02.B2.02 (B2.02 - Practicumruimte) De heer Stuyck Johan	Atelier illustratie 2 SLBB - 02.B2.02 (B2.02 - Practicumruimte) Mevrouw Heremans Inge		Tekenen beeldverhaal B SLBB - 03.B3.02 (B3.02 - Practicumruimte) De heer Braem Georges
10					
11		Actuele narratieve technieken SLBB - 02.B2.02 (B2.02 - Practicumruimte) De heer Otten Simon			
12					
13					
14	Atelier Stripverhaal 2 SLBB - 02.B2.02 (B2.02 - Practicumruimte) Mevrouw Vanistendael Judith				Portfolio beeldverhaal B SLBB - 02.B2.02 (B2.02 - Practicumruimte) De heer Stuyck Johan
15					
16		Schrijven B SLBB - 02.B2.02 (B2.02 - Practicumruimte) Mevrouw Spit Lize			
17			Storytelling SLBC - 00.C0.06 (C0.06 - Practicum Vrije Kunsten) De heer Pijnenborg Tom		
18					

ICT



LUCA
SCHOOL
OF
ARTS

www.luca-arts.be/it-voorzieningen

The screenshot shows the LUCA School of Arts website. At the top left is the logo 'LUCA SCHOOL OF ARTS'. A horizontal navigation menu lists various disciplines: Beeldverhaal en Illustratie, Drama, Educatieve Master, Bouw, Film en Animatiefilm, Fotografie, Muziek, Game en 3D Design, Ontwerp en Design, and Vrije Kunsten. On the right side, there is a 'Schrijf je in' (Sign up) section with links for 'Campussen Opleidingen', 'Info over LUCA', 'Agenda', 'Research', and 'Hou mij op de hoogte'. Below this is a search bar and a vertical 'LUCA International' menu. The main content area features a large banner for 'STARTDAGEN 2024' with the heading 'Welkom bij LUCA School of Arts!' and introductory text. To the left of the banner is a vertical list of campus links: 'Campus Brussel / Sint-Lukas', 'Campus Leuven / Lemmens', 'Campus Brussel / Narafi', 'Campus Gent / Sint-Lucas', 'Campus Gent / C-mine', and 'Frequently asked Questions'. Below the banner, there are three columns of links: 'PRAKTISCHE INFORMATIE' (Administratie, Praktische informatie inschrijven bachelor, etc.), 'STUDENTENVOORZIENINGEN' (Studentenvoorzieningen, Stuvo kalender, etc.), and 'ALUMNI' (ART OFFICE, BEDRIVEN, etc.). A red circle highlights the 'STUDENTENVOORZIENINGEN' section, and a red arrow points from it to the right-hand list of services.

STUDENT FACILITIES

- Student Support Services
- Stuvo Calendar
- Financial Support
- Housing
- Individual Student Support
- Sports & Culture**
- ICT services (Toledo, webmail...)**
- Library
- Contact

WIFI

- Campusroam = preferred network. Set up on your PC with login login 'rnummer@kuleuven.be'
- Eduroam = wireless network
- Info WIFI check <https://wifi.luca-arts.be>

ICT VOORZIENINGEN

Informatie over je login, e-mail, Wi-Fi, Toledo, KU Loket, academic software.

Gebruikersnaam & wachtwoord & MFA

E-mail

Toledo

KU Loket

M365 (Office & Onedrive)

Hardware & Software

Internet

IT zorgt voor draadloos internet in de campussen (campusroam en eduroam).

campusroam en eduroam

Het voorkeursnetwerk in onze gebouwen is **campusroam**, maar we bieden ook eduroam aan, het draadloos netwerk dat je wereldwijd in vele onderwijsinstellingen vindt.

Om campusroam te gebruiken, stel je dit eenmalig in op je pc, smartphone of tablet. Gebruik als login jernummer@kuleuven.be. Daarna werkt het automatisch.

Alle info over ons draadloos internet vind je hier :

<https://wifi.luca-arts.be>

Printen













IT Helpdesk

Andere vragen?

www.luca-arts.be/it-voorzieningen

➤ Academic software

The screenshot shows the 'academic SOFTWARE' portal. At the top, there is a search bar with the text 'Zoeken naar software'. To the right of the search bar are links for 'Software', 'Support', and an email address 'patrice.toye@luca-arts.be'. A language selector shows 'NL'. Below the navigation bar is the 'LUCA SCHOOL OF ARTS' logo and name. The main content area is titled 'Software binnen jouw pakket' and displays a grid of software icons and their descriptions:

Software	Software	Software	Software	Software	Software
					
Adobe Creative Cloud creative app	Windows 10 Upgrade of nieuwe installatie	Office 365 Windows & Mac	Autodesk Softwarepakket	EPB Software Rapportage energieprestatie	Aproplan Construction App
					

www.luca-arts.be/it-voorzieningen

- Hardware
- Reduced prices
- PC: www.campusshop.be of www.academicshop.eu
- MAC

ICT VOORZIENINGEN

Informatie over je login, e-mail, Wi-Fi, Toledo, KU Loket, academic software.

Gebruikersnaam & wachtwoord & MFA

E-mail

Toledo

KU Loket

M365 (Office & Onedrive)

Hardware & Software

In onze computerlokalen op elke campus

Een goede plek om te werken als je geen computer of internetverbinding op je kot hebt, zijn de PC-klassen. De PC-klassen bevinden zich op de verschillende campussen.

Een computer kopen

Je kan er voor opteren om een nieuwe Windows of Mac PC in huis te halen. Of je wil software en hardware kopen aan educatieve voorwaarden?

Her kan via een lokale winkel of via www.campusshop.be (kies voor associatie KU Leuven) of www.academicshop.eu.

Heb je meer voorkeur voor een Mac ? Dan kan je genieten van een korting van 15% op je aankoop. Meer info hierover volgt in de zomer.

Academic Software

LUCA School of Arts heeft een overeenkomst met Academic Software gesloten. Via <https://academicsoftware.luca-arts.be> kan je oa **Adobe**, Office 365, antivirus software en extra opleidingssoftware downloaden. Afhankelijk van je opleiding zit dit al dan niet verwerkt in je extra studiekosten (beschikbaar vanaf start academiejaar). Academic software heeft een eigen helpdesk die je kan contracteren voor vragen ivm de door hen aangeboden software : 03 327 30 70 of support@academicsoftware.com

Internet

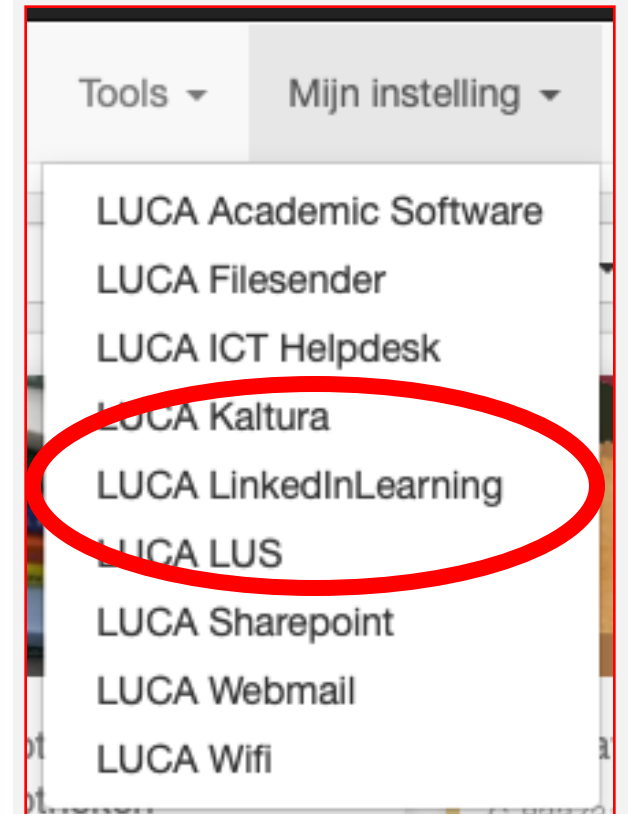
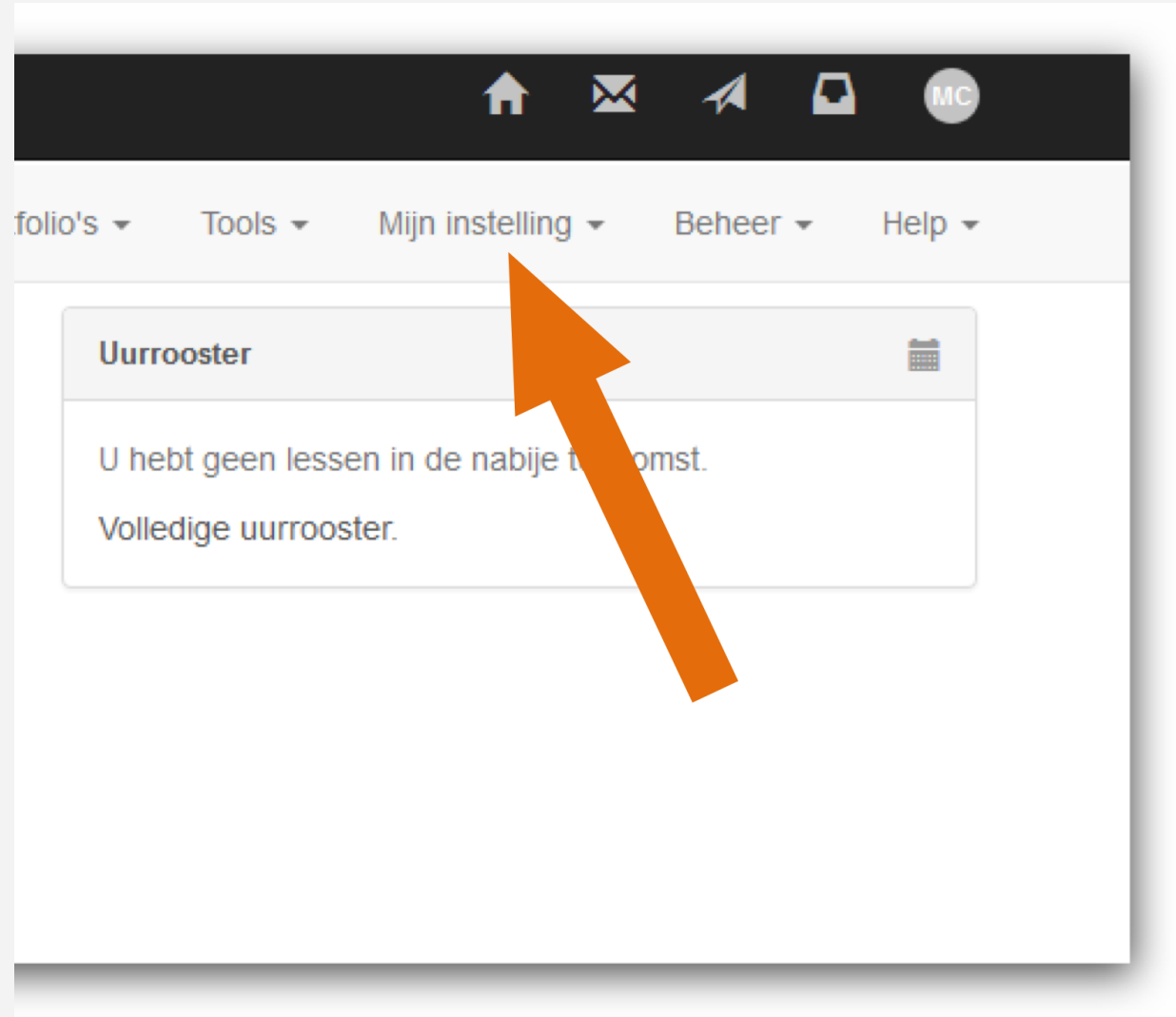
Printen

IT Helpdesk

Andere vragen?

LinkedIn learning

- Through toledo link to LinkedIn Learning



LinkedIn learning

➤ Free tutorials to practice software programs

The screenshot shows the LinkedIn Learning interface. At the top, there is a search bar with "Adobe Premiere Pro" entered. Below the search bar are filters for "English", "Type", "Content by", "Time to Complete", "Level", and "All filters". The main content area lists several courses:

- VIDEO: Adobe Premiere Pro** (Jul 2020, 10m 14s left)
- COURSE: Premiere Pro 2022 Essential Training** (4.8 stars, 1,559 learners, Beginner)
- COURSE: Premiere Pro 2020 Essential Training** (4.8 stars, 2,321 learners, Beginner)
- COURSE: Getting Started with Premiere Pro for the Non-Video Editor** (4.7 stars, 4,529 learners, Beginner)
- LEARNING PATH: Ace the Basics: Adobe Photoshop, Illustrator, and Premiere Pro** (9,574 learners)
- LEARNING PATH: Become a Video Editor** (47,445 learners)

The screenshot shows the Adobe Premiere Pro software interface. The main preview window displays a video clip of a man in a red jacket and life vest standing on a motorboat. The timeline at the bottom shows a single clip named "Oyster Demo.prmj" with a duration of 00:00:03:00. The interface includes various panels like "Project", "Media Browser", and "Effect Controls".

www.luca-arts.be/it-voorzieningen

➤ IT helpdesk

IT Helpdesk

LUCA IT Helpdesk

helpdesk@luca-arts.be

Voor dringende problemen :Tel: 02.250.11.11

Openingsuren: 9:00 - 12:00 & 13:00 tot 16:00



INTERNATIONAL EXCHANGE



ERASMUS+ INTERNSHIP AFTER MASTER GRADUATION



Check: <https://info.luca-arts.be/nl/ga-internationaal>

ERASMUS+ INTERNSHIP AFTER MASTER GRADUATION

AFTER GRADUATION

Even after you graduate, you may still be eligible for a grant to gain experience abroad.

Internship after Graduation

Are you graduating from higher education soon and would you like to do an internship abroad? This is possible with an Erasmus+ grant, even if you have already graduated at the time of the internship.

The Erasmus+ programme not only offers grants for student mobility during their studies, but also for internship mobility immediately after graduation. The Flemish universities and colleges have formed a consortium to offer Erasmus+ grants for internships after graduating from a graduate, bachelor's, master's or doctoral programme. This consortium is called 'Flanders Traineeship Platform' and is managed by the Flemish Universities and Colleges Council (VLUHR).

Who can participate?

Recent graduates from all fields of study can apply for the scholarship. The internship must be completed within one year (12 months) after graduation. The starting date may be during that year.

Scholarship amount

- The amount of the grant varies according to the country of destination. There are three grant categories for three groups of countries:
 - **Group 1** - €819*/€569 per month: Denmark, Sweden, Norway, Iceland, Finland, Luxembourg, Ireland, Liechtenstein + Faroe Islands, Switzerland, United Kingdom ** (region 14)
 - **Group 2** - €769*/€519 per month: Netherlands, France, Germany, Austria, Italy, Spain, Portugal, Greece, Cyprus, Malta + Andorra, Monaco, San Marino, Vatican City (region 13)
 - **Group 3** - €719*/€469 per month: Estonia, Latvia, Lithuania, Poland, Czech Republic, Slovakia, Hungary, Bulgaria, Romania, North Macedonia, Slovenia, Croatia, Turkey, Serbia

*Students who are part of the [underrepresented groups](#) are entitled to the higher grant amount per month.

**Internships in the UK are dependent on visa application.

The above amounts are awarded per full internship month. Incomplete months are calculated pro rata.

Mobility duration

The duration of the internship is minimum 2 months and maximum 12 months. The grant can currently be obtained up to 6 months after the date of graduation (= announcement of final results), but the internship itself can last up to 12 months.

Please note that a maximum of 12 months of Erasmus study or internship exchange can take place per study cycle (graduate programme/bachelor's/master's/PhD). **Have you already been on mobility with an Erasmus grant during your studies? Then you can calculate the remaining number of months that you are entitled to an Erasmus grant for an internship after graduation by subtracting the number of Erasmus+ mobility months already taken during your last study cycle in which you graduate from the maximum of 12 months.**

Application and selection procedure

You'll find all the information here!

ERASMUS+ INTERNSHIP AFTER MASTER GRADUATION



REGISTER HERE



[Home](#) > [Scholarships to do a study exchange or internship abroad](#) > [Erasmus+ Traineeship after Graduation](#)

ERASMUS+ TRAINEESHIP AFTER GRADUATION

The Erasmus+ programme offers grants not only for student mobilities during studies but also for traineeship mobilities shortly after graduation. The Flemish universities and universities of applied sciences (and arts) have jointly formed a consortium to offer Erasmus+ grants for traineeships after graduation to graduate, bachelor's or master's degree students as well as PhD students. This consortium is called the Flanders Traineeship Platform and is managed by the Flemish Higher Education Council (VLUHR).

IMPORTANT: REGISTRATION ON THIS WEBSITE BEFORE GRADUATION

Application Special Needs



Application Special Needs

Type of special needs status	Explanation
Student with disability	<ul style="list-style-type: none"> ▪ Sensory impairment: motor, visual and/or auditory ▪ Developmental disorders: dyslexia, dyscalculia, dysorthography, dyspraxia, AD(H)D, autism spectrum disorder, developmental dysphasia, stuttering, tic disorder. ▪ Psychiatric disability ▪ Chronic illness ▪ Other
Special individual circumstances (BIO)	You experience difficulties during the studies because of, for example, pregnancy, death of a family member, ...
High-level artistic practitioner	You also qualify for the status of 'student - entrepreneur' or 'working student' and you experience difficulties in combining high-level artistic practice with educational activities.
Student - caregiver	You offer extra support to someone in need of care from the immediate environment (family member first degree, cohabiting partner,...)
Student - entrepreneur	You work as a self-employed person, you have an enterprise number, you are affiliated with a social insurance fund and you have a minimum annual turnover of €6648.12. Please note: this status differs from the tax status student - self-employed person, but is linked to it.
Student - top athlete	You experience difficulties in your studies due to the combination with top sport. View the conditions
Working student	You work at least 80 hours per month or you are employed part-time in accordance with the relevant collective labor agreement. Please note: PhD students or students who follow education in a work track cannot submit an application, as their form of education has already been adjusted.

Application Special Needs - Deadlines

➤ Student applies for this through KUloket

➤ -

SEMESTER 1

**Application must be
submitted before
October 16th**

SEMESTER 2

**Application must be
submitted before
February 26th**

Exemptions



Exemption

- Exemption application through KULoket!
- Information check website! | [LUCA \(luca-arts.be\)](http://LUCA (luca-arts.be))

#WeArt #WeArt #WeArt #WeArt #WeArt

EXEMPTIONS

- [General information](#) ↓
- [An exemption based on previously acquired qualifications](#) ↓
- [An exemption based on previously acquired competences](#) ↓
- [A partial exemption](#) ↓
- [Consequences?](#) ↓
- [Questions or you want to apply?](#) ↓

The screenshot shows the KULoket portal interface. At the top, it says 'Do ASSOCIATIE KU LEUVEN' and 'Beginscherm'. Below this is a navigation bar with tabs: 'Studie & Examens', 'Agenda', 'Bevraging', 'Inschrijving & Aanvragen', 'Veiligheid', and 'Ondersteuning'. The main area contains several tiles: 'Studentendossier' (Adres, Attesten), 'Examenresultaten', 'Studievoortgangsdossier', 'Individueel Studieprogramma (ISP)', 'Individueel Examenrooster (IER)', and 'Toledo'. Below these is an 'Agenda' section with 'Uurrooster' and 'Agenda Sync' (Outlook, OWA). A red box highlights the 'Vrijstellingen' (Exemptions) tile, which is currently empty and has a document icon at the bottom right.

Exemption- Deadline

- Student applies for this through KUloket
- -

**Application must be
submitted and complete
with all the requested
documents before
October 16th**

Individual Study Program (ISP)



Individual Study Program (ISP)

You'll need to set up your ISP yourself

That means you have to

- fill it in, then
- save it and finally
- submit it

Why do you need to do that? It is important for:

- access to Toledo
- participation in Exams
- your right to a scholarship

Every student is responsible for his/her own ISP



The screenshot shows a student portal interface for 'ASSOCIATIE KU LEUVEN'. The top navigation bar includes 'Home', 'Study & Examinations', 'Agenda', 'Survey', 'Registration & Requests', 'Safety', and 'Support'. Below the navigation bar, there are six main tiles: 'Student File' (Address, Attestations), 'Exam Results', 'Study Progress File' (Exam Results), 'Individual Study Programme (ISP)', 'Individual Examination Schedule (IES)', and 'Toledo'. An arrow points from the text 'Every student is responsible for his/her own ISP' to the 'Individual Study Programme (ISP)' tile.

Individual Study Program (ISP)

[Selecteer je opleidingsonderdelen](#)

[Vervolledig je uurrooster](#)

[Dien je ISP in](#)

[Contact](#)

Master in Visual Arts (Brussels)

E - Main Subject Photography

CONSEQUENCE:
DISERTATION IN ENGLISH
DIPLOMA TITLE ENGLISH

Be aware!
Is the language
of your master
correct?



Jouw individueel studieprogramma (ISP) ▾

[Selecteer je opleidingsonderdelen](#)

[Vervolledig je uurrooster](#)

[Dien je ISP in](#)

[Contact](#)

Master in de beeldende kunsten (Brussel)

Afstudeerrichting fotografie

CONSEQUENCE:
DISERTATION IN DUTCH
DIPLOMA TITLE DUTCH

Dutch or English

Individual Study Program (ISP)

< ASSOCIATIE KU LEUVEN Jouw individueel studieprogramma (ISP) v

Selecteer je opleidingsonderdelen >

Vervolledig je uurrooster >

Dien je ISP in

Contact

Master in 1
year

Click all the courses for your program
and **save (not send)**

In this example: MA Photography Student

✓ ■ Afstudeerrichting fotografie

- 12 sp. K44284 E - Master Studio Practice Photography 1 ●
- 6 sp. K44285 E - Critical Practice Photography 1 ●
- 30 sp. K43092 Masterproef foto [BAMATOOL] ●

✓ ■ Afstudeerrichting vrije kunsten

- 12 sp. K44287 E - Master Studio Practice Fine Art ●
- 6 sp. K44288 E - Critical Practice Fine Art 1 ●
- 30 sp. K43096 Masterproef vrije kunsten [BAMATOOL] ●

✓ ■ Afstudeerrichting Grafisch ontwerp - optie Media & Information Design

- 12 sp. K44290 E - Master Studio Practice Media & Information Design ●
- 6 sp. K44291 E - Critical Practice Media & Information Design 1 ●
- 30 sp. K43112 Masterproef media & information design [BAMATOOL] ●

✓ ■ Afstudeerrichting Grafisch ontwerp - optie Beeldverhaal

- 12 sp. K44293 E - Master's Studio Practice Graphic Storytelling ●
- 6 sp. K44294 E - Critical Practice Graphic Storytelling 1 ●
- 30 sp. K43116 Masterproef Graphic Storytelling [BAMATOOL] ●

Individual Study Program (ISP)

[Selecteer je opleidingsonderdelen](#) > [Vervolledig je uurrooster](#) > **[Dien je ISP in](#)** | [Contact](#)

Master in de beeldende kunsten (Brussel)

Afstudeerrichting fotografie

■ Aanbod in Brussel (campus Sint-Lukas)

⊖	6 sp.	K44282	Irrational Knowing [ASSOC]	1 2
⊖	6 sp.	K44055	Common Grounds [ASSOC]	1 2
⊖	6 sp.	K44431	Contemporary Documentary [ASSOC]	1 2
⊖	6 sp.	K44559	Choreographing Film and Filming Choreography [ASSOC]	1 2
⊖	6 sp.	K44561	The Practice of Everyday [ASSOC]	1 2
⊖	6 sp.	K44279	Critical (Re)Positions	1 2
⊖	6 sp.	K44281	Industry 4.0 Design Strategies [ASSOC]	1 2
⊖	3 sp.	K34991	FAST45 - The Art School in a Posthuman Era [ASSOC]	1 2
⊖	6 sp.	K44562	Beyond Immersive [ASSOC]	1 2
⊖	6 sp.	K44633	Introduction to Curating and Curatorial Studies [ASSOC]	1
⊖	6 sp.	K44635	Physical Editing	1
⊖	6 sp.	K44634	Curatorial Practice	1

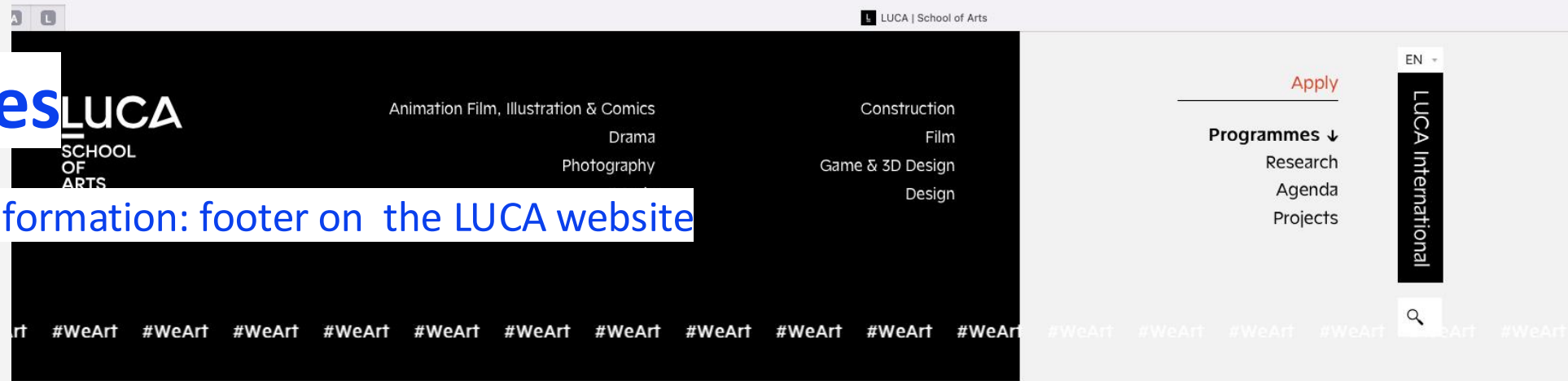
Only when you
have chosen
your electives!

Send it!

Electives are open for registration : from Wednesday September 18th 10AM (Mine)
(not 1 second earlier!) Too early on KULoket, you have to log in again!

Master Electives

➤ Course Schedule and information: footer on the LUCA website



LUCA INTERNATIONAL



PRACTICAL INFORMATION

- Administration
- Certificates
- Practical Information Registration Bachelor
- Practical Information Registration Master
- Special Needs Students
- Tuition Fees
- Deregistration
- Exemptions
- Regulations on education and examination
- Code of conduct
- Privacy

STUDENT FACILITIES

- Student Support Services
- Stuvo Calendar
- Financial Support
- Housing
- Individual Student Support
- Sports & Culture
- ICT services (Toledo, webmail...)
- Library

Master Electives

➤ Course Information

#WeArt #WeArt #WeArt #WeArt

ADMINISTRATION

#W #WeArt #V

New students Introduction Days 2023 - 2024 →	Register as an interuniversity student →	Refugees welcome at LUCA! →
Students Requesting Certificates →	Code of conduct LUCA →	Regulations on education and examination →
Academic Calendar →	Notification of absences →	Exams →
Study Guide (ECTS fiches) →	Deregistration for degree students →	Internal appeal exam disputes →
Master Electives →	Individual Study Program (ISP) →	Student Card →
Study credits →	Class Time table →	Alumni Requesting Certificates →

Master Electives

➤ Course Information link

**TODAY AT 6PM
ONLINE PRESENTATION OF THE ELECTIVES**

LINK AT WEBSITE



Op deze site vind je het overzicht en de beschrijving van alle Master keuzevakken die aangeboden worden door de LUCA-campussen voor het academiejaar 2023-2024.

Via de filters hiernaast kan je gerichter zoeken naar de modules die het best passen in jouw programma.

OPGELET
We plannen een toelichting van de mogelijkheden in 5 minuten per vak tijdens de **infosessie Masterkeuzevakken op 18 september, om 18-19 uur ONLINE** in Collaborate van [infoLUCA](#) maar in de planning zijn ook **rechtstreekse links** opgenomen.

Opnames van de toelichtingen op 18/09 staan online in de [infoLUCA](#) community.

Welkom!!

- [Praktische info / inschrijven voor LUCA studenten](#)
 - [Praktische info voor KU Leuven studenten](#)
- > open 20/09, vanaf 10 uur !

On this site you will find an overview and description of all Master's electives offered by the LUCA campuses for the academic year 2023-24.

You can use the filters on the right to search for the modules that best suit your program.

ATTENTION
We plan a 5-minute explanation of the possibilities per subject during the information **session Master's electives on 18 September, at 6-7pm ONLINE** in Toledo, [infoLUCA](#)

Recordings from the information sessions are online in the [infoLUCA](#) community.

- [Where to subscribe?](#)
- > open 20/09, 10 AM !

FILTER OP:

- [1. TAUGHT IN / TAAL](#)
 - [English](#)
 - [Nederlands](#)
- [2. PLANNING](#)
 - [100% online](#)
 - [Geconcentreerd project](#)
 - [Occasionele bijeenkomsten](#)
 - [Wekelijks](#)
- [3. WERKVORM](#)
 - [Combinatie van individueel en groepswork](#)
 - [Groepswork](#)
 - [Individueel werk](#)
- [4. GERICHTHEID](#)
 - [Cross-disciplinair](#)
 - [Interdisciplinair](#)
 - [Monodisciplinair](#)
- [5. CAMPUS](#)
 - [Brussel](#)
 - [Genk](#)
 - [Gent](#)
 - [Leuven](#)
- [6. ORGANISATOR](#)
 - [AVK](#)
 - [BK](#)
 - [DRAMA](#)
 - [EMA AVK-BK](#)
 - [EMA Muziek-podium](#)
 - [MUZIEK](#)
 - [Geen categorie](#)

Master Electives

➤ Course Planning



MA-Keuzevakken 2023-2024 MA-Electives 2023-2024

Op deze site vind je het overzicht en de beschrijving van alle Master keuzevakken die aangeboden worden door de LUCA-campussen voor het academiejaar 2023-2024.

Via de filters hiernaast kan je gericht zoeken naar de modules die het best passen in jouw programma.

OPGELET
We plannen een toelichting van de mogelijkheden in 5 minuten per vak tijdens de **infosessie Masterkeuzevakken op 18 september, om 18-19 uur ONLINE** in Collaborate van [infoLUCA](#) maar in de [planning zijn ook rechtstreekse linken](#) opgenomen.

Opnames van de toelichtingen 18/09 staan online in de [infoLUCA](#) community.

Welkom!!

- [Praktische info / inschrijven voor LUCA studenten](#)
- [Praktische info voor KU Leuven studenten](#)
> open 20/09, vanaf 10 uur !

On this site you will find an overview and description of all Master's electives offered by the LUCA campuses for the academic year 2023-24.

You can use the filters on the right to search for the modules that best suit your program.

ATTENTION
We plan a 5-minute explanation of the possibilities per subject during the information **session Master's electives on 18 September, at 6-7pm ONLINE** in Toledo, [infoLUCA](#)

Check the [planning, including direct links](#)

Recordings from the information sessions are online in the [infoLUCA](#) community.

Welcome!!

- [Where to subscribe?](#)
> open 20/09, 10 AM !

FILTER OP:

- 1. TAUGHT IN / TAAL
 - English
 - Nederlands
- 2. PLANNING
 - 100% online
 - Geconcentreerd project
 - Occasionele bijeenkomsten
 - Wekelijks
- 3. WERKVORM
 - Combinatie van keuzes en groepswork
 - Groepswork
 - Individueel werk
- 4. GERICHTHEID
 - Cross-disciplinair
 - Interdisciplinair
 - Monodisciplinair
- 5. CAMPUS
 - Brussel
 - Genk
 - Gent
 - Leuven
- 6. ORGANISATOR
 - AVK
 - BK
 - DRAMA
 - EMA AVK-BK
 - EMA Muziek-podium
 - MUZIEK
- Geen categorie

Master Electives

➤ Course Planning

Categorie: 2. PLANNING



Het ultieme kunstwerk Care in Crisis Issues in Music Education



Writers' Room 3 Writers' Room 2 Approaches of Innovative teaching



Electronics 2 CrossLab 2 Too Body To Fail



Play in Context What's Next 2 Play and Intercultural Exchange



Beyond Immersive Introduction to Curatorial Studies The Practice of Everyday



Choreographing Film and Filming Choreography Film Archive and Heritage Labo 1: collectief educatief onderzoek



Labo 2: collectief educatief onderzoek From mono to multiple. Multiple narratives and decolonization and/in arts. Reverse Perspective



Contemporary Documentary Psychotherapie School of Equals



FAST45 - The art school in a posthuman era Over schoonheid, filosofie en kunstactualiteit Design & Co



Techniefilosofie; de actuele relatie tussen kunst en technologie Kunstfilosofie: sublieme kunst maken Verstrooide aandacht. Over fascinatie en onthechting



Zonder scenario? Dromen van het onmogelijke Het landschapseminarie Exploring Fiction, Sharing Reality



Audio Topography Art, Market and Commons Copy Paste



Regenerative Aesthetics Artistic and Curatorial Research Curatorial Practices



Irrational Knowing 'Common Grounds' Industry 4.0 Design Strategies




Critical (re)positions Singer songwriter Seeing sound



Muziektheater Muziekgeschiedenis jazz deel 2 Muziekgeschiedenis jazz deel 1



Muziekgeschiedenis deel 2 Muziekgeschiedenis deel 1 Extra ensemble



Ensembles Electronics 1 CrossLab 1



Shifting Grounds

Master Electives

Course Planning and maximum capacity

Categorie: 2. PLANNING



Het ultieme kunstwerk

Care in Crisis

Issues in Music Education



Writers' Room 3

Writers' Room 2

Approaches of Innovative teaching



Electronics 2

CrossLab 2

Too Body To Fail



Play in Context

What's Next 2

Play and Intercultural Exchange



Beyond Immersive

Introduction to Curatorial Studies

The Practice of Everyday



Choreographing Film and Filming Choreography

Film Archive and Heritage

Labo 1: collectief educatief onderzoek



Labo 2: collectief educatief onderzoek

From mono to multiple. Multiple narratives and decolonization and/in arts.

Reverse Perspective



Contemporary Documentary

Psychotherapie

School of Equals



FAST45 - The art school in a posthuman era

Over schoonheid, filosofie en kunstactualiteit

Design & Co



Techniefilosofie; de actuele relatie tussen kunst en technologie

Kunstfilosofie: sublieme kunst maken


Verstrooide aandacht. Over fascinatie en onthechting



Zonder scenario? Dromen van het onmogelijke

Het landschapseminarie


Exploring Fiction, Sharing Reality



Audio Topography

Art, Market and Commons

Copy Paste



Generative Aesthetics

Artic and Curatorial Research

Curatorial Practices



Irrational Knowing

Common Grounds

Industry 4.0 Design Strategies



Critical (re)positions

Singer songwriter

Singing sound



Muziektheater

Muziekgeschiedenis jazz deel 2

Muziekgeschiedenis jazz deel 1



Muziekgeschiedenis deel 2

Muziekgeschiedenis deel 1


Extra ensemble



Ensembles

Electronics 1

CrossLab 1



Shifting Grounds

LUCA Curatorial Practices



© Richard Venlet

The elective is a one-week intensive workshop exploring the practice of exhibition making from the perspectives of artists and curators. It looks into their interaction also with other agents in the contemporary art system. What form of cultural and knowledge production is exhibition making? What are the values at stake in making artworks public and what are the negotiations/mediations that make the process possible?
Remark: 1 week full-time.

Campus Schaarbeek | Beeldende Kunsten
[Nicola Setari](#), [Ans Mertens](#), [Laurens Dhaenens](#)

6 ECTS
Semester 2
English
max 25 students

[ECTS-fiche](#)

Master Electives

➤ [Link to ECTS](#)

Categorie: 2. PLANNING



Het ultieme kunstwerk



Care in Crisis



Issues in Music Education



Writers' Room 3



Writers' Room 2



Approaches of Innovative teaching



Electronics 2



CrossLab 2



Too Body To Fail



Play in Context



What's Next 2



Play and Intercultural Exchange



Beyond Immersive



Introduction to Curatorial Studies



The Practice of Everyday



Choreographing Film and Filming Choreography



Film Archive and Heritage



Labo 1: collectief educatief onderzoek



Labo 2: collectief educatief onderzoek



From mono to multiple. Multiple narratives and decolonization and/in arts.



Reverse Perspective



Contemporary Documentary



Psychotherapie



School of Equals



FAST45 - The art school in a posthuman era



Over schoonheid, filosofie en kunstactualiteit



Design & Co



Techniefilosofie; de actuele relatie tussen kunst en technologie



Kunstfilosofie: sublieme kunst maken



Verstrooide aandacht. Over fascinatie en onthechting



Zonder scenario? Dromen van het onmogelijke



Het landschapseminarie



Exploring Fiction, Sharing Reality



Audio Topography



Art, Market and Commons



Copy Paste



Regenerative Aesthetics



Artic and Curatorial Research



Curatorial Practices



Irrational Knowing



Common Grounds



Industry 4.0 Design Strategies



Critical (re)positions




Singer songwriter



Seeing sound



Muziektheater



Muziekgeschiedenis jazz deel 2



Muziekgeschiedenis jazz deel 1



Muziekgeschiedenis deel 2



Muziekgeschiedenis deel 1



Extra ensemble

LUCA

Curatorial Practices



© Richard Venlet

The elective is a one-week intensive workshop exploring the practice of exhibition making from the perspectives of artists and curators. It looks into their interaction also with other agents in the contemporary art system. What form of cultural and knowledge production is exhibition making? What are the values at stake in making artworks public and what are the negotiations/mediations that make the process possible?

Remark: 1 week full-time.

Campus Schaarbeek | Beeldende Kunsten
[Nicola Setari](#), [Ans Mertens](#), [Laurens Dhaenens](#)

6 ECTS
 Semester 2
 English
 max 25 students

[ECTS-fiche](#)

Master Electives

➤ Course Schedule check through ECTS

How to check the course schedule via the course curriculum?

Once you're on the page with the course curriculum of your program you proceed like this:

1. Click on the contact hours of the course
2. Click on 'list presentation semester' for an overview of the course moments
3. Click on the other semester

As for all the other courses, the course moments appear in your personal course schedule once you're registered for that course. The course schedule remains available in the course curriculum.

Click on the contact hours of the course

Curatorial Practices [B-LUCA-K44278]
6 ECTS English 30 Second term
Setari Nicola (coordinator) | Setari Nicola | N.

Click for an overview per semester

Curatorial Practices
Schedule from 14.09.2020 to 20.09.2020 (week 38)
Next week Go to List presentation semester
No activities found for this week nor for any other week in the future!

	8 h	9 h	10 h	11 h	12 h	13 h	14 h	15 h
Monday 14.09.2020								

Click for the other semester

Curatorial Practices
Schedule from week 38 (2018) to week 5 (2019)
Print Schedule week List presentation week
Show second semester

Time	Building - Room	Course	Title	Taught by
------	-----------------	--------	-------	-----------

E - Critical Practice Media and Information Design 1
Schedule from week 6 to week 27 (2019)
Print Schedule week List presentation week
Show first semester

Time	Building - Room	Course	Title	Taught by
Week 14				
Monday 10:00 to 18:00	SLBB - 92.B-2.01 K64686	(B-2.01 - Practicumruimte Grafisch Ontw.	E - Critical Practice Media and Information Design 1 ((theoretische) introductie + opdracht 'Collection/Archive')	Princen H.
01.04				
Week 14				
Tuesday 10:00 to 18:00	SLBB - 92.B-2.07 K64686	(B-2.07 - Practicumruimte Grafisch Ontw.	E - Critical Practice Media and Information Design 1 (begeleiding werkproces)	Princen H.
02.04				

Master Electives

➤ Course Registration (KULoket)

Electives are open for registration : from Wednesday September 18th 10AM (not 1 second earlier!) Too early on KULoket, you have to log in again!

The screenshot shows the KULoket student portal interface. At the top left, it says 'Do ASSOCIATIE KU LEUVEN'. On the right, there is a 'Home' button. Below this is a navigation bar with links for 'Study & Examinations', 'Agenda', 'Survey', 'Registration & Requests', 'Safety', and 'Support'. The main content area consists of several tiles: 'Student File' (with a person icon and 'Address, Attestations' below), 'Exam Results' (with a bar chart icon and 'Exam Results' below), 'Study Progress File' (with a right-pointing arrow icon and 'Exam Results' below), 'Individual Study Programme (ISP)' (circled in red, with a folder icon and a plus sign below), 'Individual Examination Schedule (IES)' (with a calendar icon and '14' below), and 'Toledo' (with a graduation cap icon). The 'Registration & Requests' link in the navigation bar is also underlined.

Master Electives

➤ Course Registration timing

Electives are open for registration : from Wednesday September 18th 10AM (not 1 second earlier!) Too early on KULoket, you have to log in again!

ISP


Can I already open my ISP a few moments before opening time to make sure I'm not too late?

NO !

NO! Whether you can register for a course will be checked the moment you open your ISP.

If you open your ISP at 9:57 AM, and you go to the screen with courses, this will continue to show the situation of 9:57 AM [course not bookable]. Even if you press «refresh» in your browser 100 times. So don't open your ISP until 10:01 AM at the earliest.

Is a course not available? Get out of your ISP and re-enter it a little while later.

<  ASSOCIATIE KU LEUVEN Jouw individueel studieprogramma (ISP) ▾

[Selecteer je opleidingsonderdelen](#) > [Vervolledig je uurrooster](#) > [Dien je ISP in](#) | [Contact](#)

Master in de beeldende kunsten (Brussel)

Afstudeerrichting fotografie

▾ ■■ Aanbod in Brussel (campus Sint-Lukas)

⊖	6 sp.	K44282	Irrational Knowing [ASSOC]	① ② ◀
⊖	6 sp.	K44055	Common Grounds [ASSOC]	① ② ◀
⊖	6 sp.	K44431	Contemporary Documentary [ASSOC]	① ② ◀
⊖	6 sp.	K44559	Choreographing Film and Filming Choreography [ASSOC]	① ② ◀
⊖	6 sp.	K44561	The Practice of Everyday [ASSOC]	① ② ◀
⊖	6 sp.	K44279	Critical (Re)Positions	① ② ▶
⊖	6 sp.	K44281	Industry 4.0 Design Strategies [ASSOC]	① ② ▶
⊖	3 sp.	K34991	FAST45 - The Art School in a Posthuman Era [ASSOC]	① ② ▶
⊖	6 sp.	K44562	Beyond Immersive [ASSOC]	① ② ▶
⊖	6 sp.	K44633	Introduction to Curating and Curatorial Studies [ASSOC]	① ◀
⊖	6 sp.	K44635	Physical Editing	① ◀
⊖	6 sp.	K44634	Curatorial Practice	① ▶

▾ ■■ Aanbod in Genk (Campus C-Mine)

⊖	6 sp.	N43841	Play in Context [ASSOC]	① ② ◀
⊖	6 sp.	N43842	Shifting Grounds [ASSOC]	① ② ◀
⊖	6 sp.	N43999	Play and Intercultural Exchange [ASSOC]	① ② ◀
⊖	6 sp.	N44000	Care in Crisis [ASSOC]	① ② ▶

Master Electives

➤ Course Availability

ELECTIVES REGISTRATION IN ISP


ALWAYS CLICK THE BOOKLET WITH THE CLOCK !!!!!

How do you see whether the cross-campus electives are already bookable?

A master elective is bookable if you can check it. If the box for the master's elective course is gray and you cannot check it, the course is NOT bookable.

How do you see if there are still seats available for a cross-campus elective?

Tick the box in front of the course and press the «sheet with the clock»



If there are still seats available, this screen will appear:



25 plaatsen
voorzien, waarvan
0 ingenomen

Master Electives


➤ Course Registration

ELECTIVES REGISTRATION IN ISP

ALWAYS CLICK THE BOOKLET WITH THE CLOCK !!!!!

How do you book cross-campus electives?

Check the box in front of the course and click the «booklet with the clock»



This screen appears:




Master Electives

- Course Availability: in case there are no seats available

If there are **no more seats available**, this screen will appear:



In both cases, leave the screen by pressing «**bevestig keuze**» **AND UNCHECK THE BOX IN YOUR ISP IF YOU DO NOT WANT TO BOOK IT.**



Uncheck!

Master Electives

➤ Course Availability

What if there are no more seats available ?

Choose another course. It's a pity, but there is nothing to do about it. Do not assume the number of seats will be increased.

What if you book a cross-campus elective course for which there are no seats left?

An error message appears when saving your ISP, but you can save your ISP



PAY ATTENTION! The message with the green circle can cause confusion:

your ISP is saved but you are **NOT** registered for the cross-campus elective (because of the message with the red square). Choose another cross-campus elective. **DO NOT ignore the red message.**

Master Electives


➤ Course Registration REMEMBER

ELECTIVES REGISTRATION IN ISP

ALWAYS CLICK THE BOOKLET WITH THE CLOCK !!!!!

How do you book cross-campus electives?

Check the box in front of the course and click the «booklet with the clock»



This screen appears:



Electives are open for registration : from Wednesday September 18th 10AM (not 1 second earlier!) Too early on KULoket, you have to log in again!

Master Electives

➤ Send your ISP

Only when you have chosen your electives!

Send it!

ASSOCIATIE KU LEUVEN Jouw individueel studieprogramma (ISP) ▾

Selecteer je opleidingsonderdelen > Vervolledig je uurrooster > **Dien je ISP in** | Contact

Master in de beeldende kunsten (Brussel)

Afstudeerrichting fotografie

▼ ■■ Aanbod in Brussel (campus Sint-Lukas)

⊖	6 sp.	K44282	Irrational Knowing [ASSOC]	1 2
⊖	6 sp.	K44055	Common Grounds [ASSOC]	1 2
⊖	6 sp.	K44431	Contemporary Documentary [ASSOC]	1 2
⊖	6 sp.	K44559	Choreographing Film and Filming Choreography [ASSOC]	1 2
⊖	6 sp.	K44561	The Practice of Everyday [ASSOC]	1 2
⊖	6 sp.	K44279	Critical (Re)Positions	1 2
⊖	6 sp.	K44281	Industry 4.0 Design Strategies [ASSOC]	1 2
⊖	3 sp.	K34991	FAST45 - The Art School in a Posthuman Era [ASSOC]	1 2
⊖	6 sp.	K44562	Beyond Immersive [ASSOC]	1 2
⊖	6 sp.	K44633	Introduction to Curating and Curatorial Studies [ASSOC]	1
⊖	6 sp.	K44635	Physical Editing	1
⊖	6 sp.	K44634	Curatorial Practice	1

■■■ Aanbod in Gent (campus C-Mine)

⊖	6 sp.	N43841	Play in Context [ASSOC]	1 2
⊖	6 sp.	N43842	Shifting Grounds [ASSOC]	1 2
⊖	6 sp.	N43999	Play and Intercultural Exchange [ASSOC]	1 2
⊖	6 sp.	N44000	Care in Crisis [ASSOC]	1 2
⊖	6 sp.	N43956	What's Next 2 [ASSOC]	1 2

▼ ■■ Aanbod in Gent (campus Sint-Lucas)

⊖	3 sp.	K34601	School of Equals	1
⊖	6 sp.	K34370	Art, Public and Market	1 2

Electives are open for registration : from Wednesday September 18th 10AM (not 1 second earlier!) Too early on KULoket, you have to log in again!

Master Electives

➤ Course Registration

ISP

All students: if this **POP UP** appears after sending or saving :

You are NOT registered in the elective!

Go back into your ISP and choose event first and confirm

Boodschappen ✕ Sluiten ?

- **Globaal resultaat automatische controles:**
Er zijn fouten vastgesteld.
Zie de resultaten van de hieronder weergegeven regels.
- Kies nog events voor volgend opleidingsonderdeel:K44282 Research Seminar 6: Irrational Knowing (Research Seminar 6: Irrational Knowing) via
- Kies nog events voor volgend opleidingsonderdeel:K44431 Research Seminar 8 : Contemporary Docum (Research Seminar 8 : Contemporary Docume) via
- De (nieuwe) status van dit programma is: Voorlopig opgeslagen

How do you see if there are still seats available for a cross-campus elective? Tick the box for the course and press the «sheet with the clock»

6 sp. [Intermedia](#) ⏪ ⏩ ⏴ ⏵ 🔍 🕒 K44055

Master Electives

➤ Course Registration

ISP

Some NEW (international) students who did not follow the bachelor at LUCA get this **POP UP**

Jusy save your ISP then

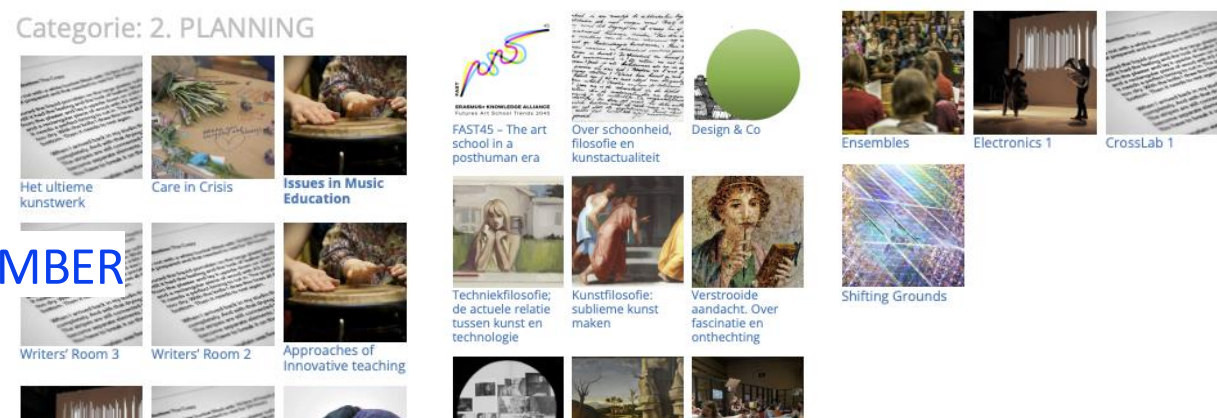
Boodschappen ✖ Sluiten 

	Globaal resultaat automatische controles: Er zijn fouten vastgesteld. Zie de resultaten van de hieronder weergegeven regels.
	De (nieuwe) status van dit programma is: Voorlopig opgeslagen
	Eindresultaat van de controle van de volgtijdelijkheidsregels: Niet voldaan De onderstaande lijst geeft de opleidingsonderdelen weer waarvoor de volgtijdelijkheidsregels niet voldaan zijn met een link naar de ECTS-fiche waarin je de volgtijdelijkheidsregels kan terugvinden.
	Volgtijdelijkheidsregels niet voldaan K44213: Ga naar de ECTS-fiche
	Volgtijdelijkheidsregels niet voldaan K44214: Ga naar de ECTS-fiche
	Volgtijdelijkheidsregels niet voldaan K44216: Ga naar de ECTS-fiche

Aangezien de taal van de opleiding verschillend is van uw aanmeldtaal in K.U.Loket, verschijnen bovenstaande meldingen mogelijk deels in Nederlands en deels Engels.

Master Electives

➤ Course Registration: REMEMBER



Electives are open for registration : from Wednesday September 18th 10AM (not 1 second earlier!)
Too early on KULOket, you have to log in again!

ELECTIVES REGISTRATION IN ISP
ALWAYS CLICK THE BOOKLET WITH THE CLOCK !!!!!



In case you take more electives than provided for in your Master's programme (12 ECTS), the studypath counsellors will decide which electives to maintain in your ISP. The electives that are in high demand will then be removed from your ISP first.



Master Electives

➤ More Information : check website



FILTER OP:

- 1. TAUGHT IN / TAAL
 - English
 - Nederlands
- 2. PLANNING
 - 100% online
 - Geconcentreerd project
 - Occasionele bijeenkomsten
 - Wekelijks
- 3. WERKVORM
 - Combinatie van individueel en groepswerk
 - Groepswerk
 - Individueel werk
- 4. GERICHTHEID
 - Cross-disciplinair
 - Interdisciplinair
 - Monodisciplinair
- 5. CAMPUS
 - Brussel
 - Genk
 - Gent
 - Leuven
- 6. ORGANISATOR
 - AVK
 - BK
 - DRAMA
 - EMA AVK-BK
 - EMA Muziek-podium
 - MUZIEK
- Geen categorie

Op deze site vind je het overzicht en de beschrijving van alle Master keuzevakken die aangeboden worden door de LUCA-campussen emeijaar 2023-2024.

On this site you will find an overview and description of all Master's electives offered by the LUCA campuses for the academic year 2023-24.

Hiernaast kan je zoeken naar de modules passen in jouw

You can use the filters on the right to search for the modules that best suit your program.

ATTENTION

We plan a 5-minute explanation of the possibilities per subject during the information **session Master's electives on 18 September, at 6-7pm ONLINE** in Toledo, [infoLUCA](#)

Check the [planning, including direct links](#)

Recordings from the information sessions are online in the [infoLUCA](#) community.

Welcome!!

- [Where to subscribe?](#)
> open 20/09, 10 AM !

community.

Welkom!!

- [Praktische info / inschrijven voor LUCA studenten](#)
- [Praktische info voor KU Leuven studenten](#)

> open 20/09, vanaf 10 uur !

SUBSCRIBE FOR CROSS-CAMPUS ELECTIVES

#WeArt #WeArt #WeArt #WeArt #WeArt #WeArt

[Where do you subscribe?](#) ↓

[As from when can you subscribe?](#) ↓

[How to check the course schedule via the course curriculum?](#)

[ISP](#) ↓

ISP DEADLINES

- All 1st semester
- All year courses



Unsubscribe before
November 30

2nd semester courses
Registration February 26
Deregistration March 14

**Register before
October 16 2024**

Advice or help

PRACTICAL INFORMATION

Administration

Certificates

Practical Information Registration Bachelor

Practical Information Registration Master

Studying with special needs

Tuition Fees

Deregistration

Exemptions

Regulations on education and examination

Well-being & person of confidence

Your stay at LUCA

STUDENT FACILITIES

Student Support Services

Stuvo Calendar

Financial Support

Housing

Individual Student Support

Sports & Culture

ICT services (Toledo, webmail...)

Library

Contact

Advice or help

Teachers

Trust network for students and staff (incl. Reporting point for inappropriate behaviour)

Psychologist Stuvo

Training Coordinator

Ombuds

Traject guidance

Care coach

Prefer external/outside LUCA?

#WeArt #WeArt #WeArt #WeArt #WeArt

INDIVIDUAL STUDENT SUPPORT

PSYCHOLOGICAL ASSISTANCE

[PSYCHOLOGICAL ASSISTANCE](#)



SPECIAL NEEDS STUDENTS

[REQUEST SPECIAL NEEDS STUDENTS](#)



STUDY COUNSELLING

[STUDY COUNSELLING](#)



LEARNING PATH COUNSELLING

[LEARNING PATH COUNSELLING](#)



OMBUDS OFFICE

[OMBUDS OFFICE](#)



CONFIDENTIAL ADVISOR

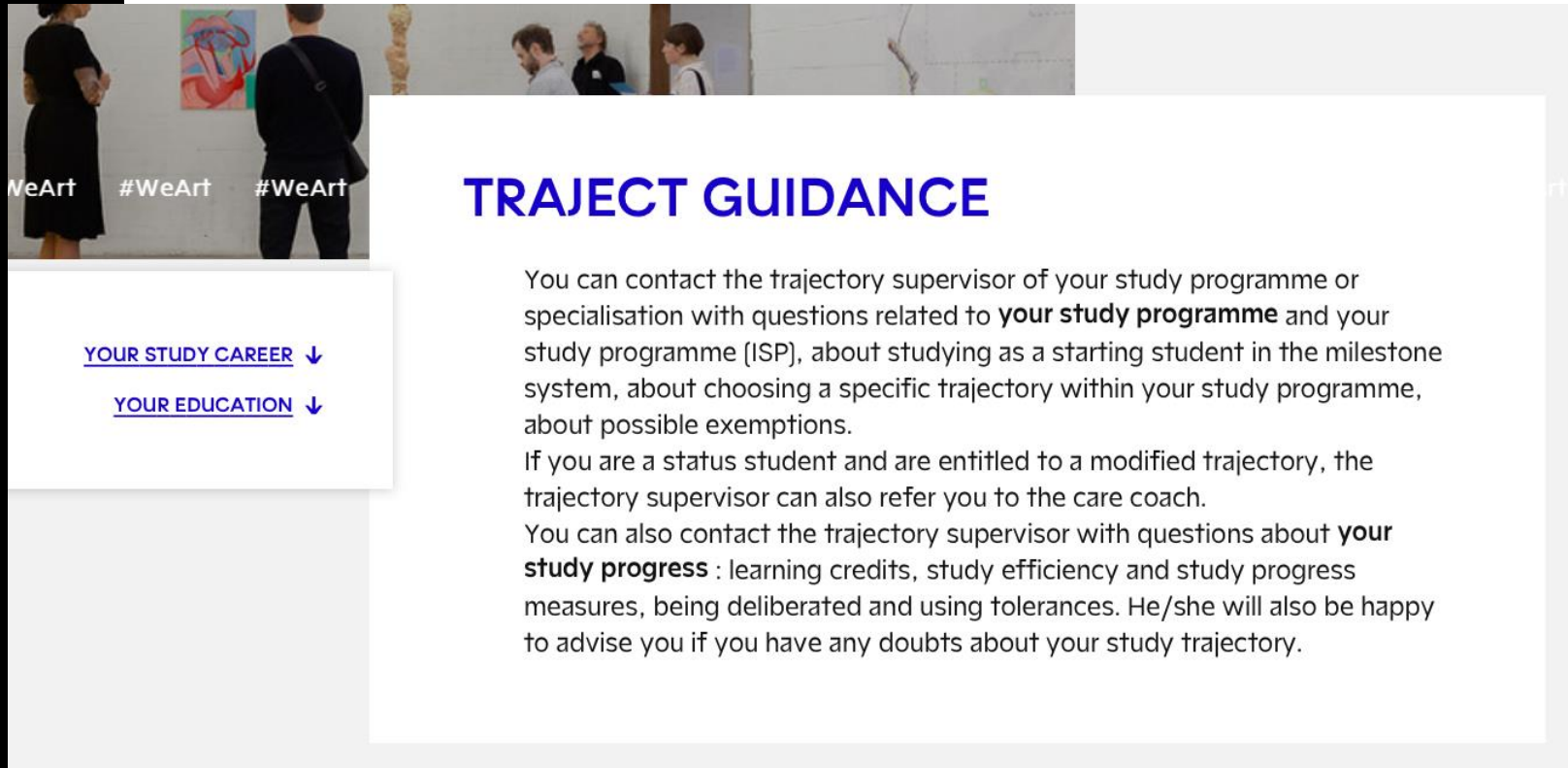
[CONFIDENTIAL ADVISOR](#)



Advice or help: study path counselors

Elke Van Damme & Ronny Smedts

We provide weekly ISP sessions. So in case of questions, come to one of those sessions. We won't handle your ISP by email.



WeArt #WeArt #WeArt

[YOUR STUDY CAREER](#) ↓

[YOUR EDUCATION](#) ↓

TRAJECT GUIDANCE

You can contact the trajectory supervisor of your study programme or specialisation with questions related to **your study programme** and your study programme (ISP), about studying as a starting student in the milestone system, about choosing a specific trajectory within your study programme, about possible exemptions.

If you are a status student and are entitled to a modified trajectory, the trajectory supervisor can also refer you to the care coach.

You can also contact the trajectory supervisor with questions about **your study progress** : learning credits, study efficiency and study progress measures, being deliberated and using tolerances. He/she will also be happy to advise you if you have any doubts about your study trajectory.

Advice or help: study path counselors

Elke Van Damme & Ronny Smedts

We provide weekly ISP sessions. So in case of questions, come to one of those sessions. We won't handle your ISP by email.

ISP session only for Master students: Tuesday September 17th 3.00-4.30 PM, location A3.02

ISP sessions for all students

Monday September 23rd 1.00-4.30 PM, location A3.04
Wednesday September 25th 1.00-4.30 PM, location A3.04
Friday September 27th 11.00AM -1.00PM, location A3.04
Tuesday October 1st 11.00AM -1.00PM, location A3.04

What's next ?

TODAY 3 PM Introductions

- Graphic storytelling (B2.02 - *Inge Heremans & Lukas Verstraete*)
- Film (C-2.26 - *Robbrecht Desmedt*)
- Animation (C-2.14 - *Sine Ozbilge*)
- MIND (B1.01 - *Boris Debackere*)
- Photography (C-1.29 - *Els Opsomer*)

TODAY 6PM


- Information about the Master Electives (*online*)

TUESDAY 17 SEPTEMBER 2PM

- Introduction Fine arts (C+3 – *Camiel Van Winkel*)

TUESDAY 17 SEPTEMBER 3PM

- ISP Session (A3.02 *Elke Van Damme-Ronny Smedts*)





SUCCESS